

### 3 TO PLAY

A. Flip visor up.



B. Press button to activate lights and sounds.



C. After sounds end, talk into the helmet to activate voice change feature!



**NOTE:** The voice changer will power down automatically when left idle for a few minutes to prevent the batteries from draining. Press button to power up again.

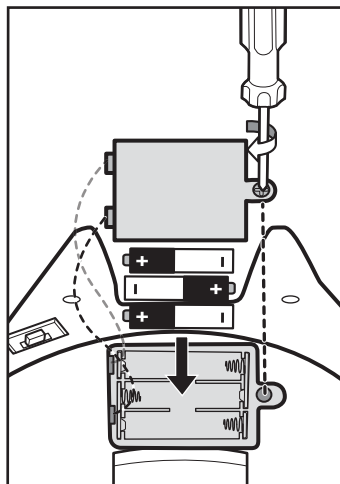
### BATTERY REPLACEMENT

- Batteries included are for demonstration purposes only.
- Replace the batteries if lights dim or sounds distort.
- Unscrew the battery cover with a Phillips head screwdriver (not included).
- Remove batteries and dispose of them safely.
- Install 3 new 3 AAA (LR03) alkaline batteries in the orientation (+/-) shown.
- Replace battery cover and tighten screw.
- For longer life, use alkaline batteries.
- When exposed to an electrostatic source, the product may malfunction. To resume normal operation, remove and re-install the batteries.

### BATTERY SAFETY INFORMATION

In exceptional circumstances batteries may leak fluids that can cause a chemical burn injury or ruin your product. To avoid battery leakage:

- Non-rechargeable batteries are not to be recharged.
- Rechargeable batteries are to be removed from the product before being charged.
- Rechargeable batteries are only to be charged under adult supervision.
- Do not mix alkaline, standard (carbon-zinc), or rechargeable batteries.
- Do not mix old and new batteries.
- Only batteries of the same or equivalent type as recommended are to be used.
- Batteries are to be inserted with the correct polarity.
- Exhausted batteries are to be removed from the product.
- The supply terminals are not to be short-circuited.
- Dispose of battery(ies) safely.
- Do not dispose of this product in a fire. The batteries inside may explode or leak.



Protect the environment by not disposing of this product or any batteries with household waste. This symbol indicates that this product shall not be treated as household waste. Check your local authority for recycling advice and facilities.

# JUSTICE LEAGUE™

# BATMAN™

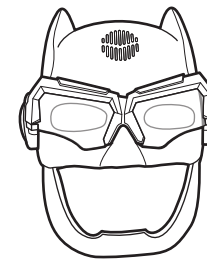
## VOICE CHANGING TACTICAL HELMET

### INSTRUCTIONS

4+

Please keep these instructions for future reference as they contain important information.

### 1 CONTENTS



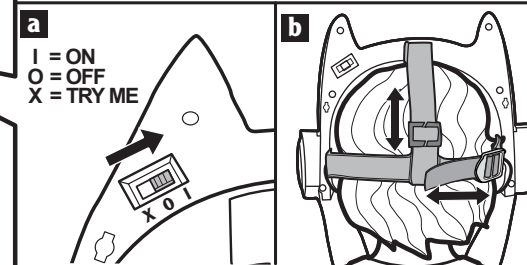
**WARNING:** This toy does not provide protection.

### 2 ADJUSTING HELMET SIZE

Adjust straps to fit.



#### BACK VIEW



©2017 Mattel. All Rights Reserved. ® and ™ designate U.S. trademarks of Mattel, except as noted. Mattel, Inc., 636 Girard Avenue, East Aurora, NY 14052, U.S.A. Consumer Services 1-800-524-8697. Mattel U.K. Ltd., Vanwall Business Park, Maidenhead SL6 4UB. Helpline 01628 500303. Mattel Australia Pty., Ltd., Richmond, Victoria. 3121. Consumer Advisory Service - 1300 135 312. Mattel East Asia Ltd., Room 503-09, North Tower, World Finance Centre, Harbour City, Tsimshatsui, HK, China. Tel.: (852) 3185-6500. Diimport & Diedarkan Oleh: Mattel Southeast Asia Pte. Ltd., No 19-1, Tower 3 Avenue 7, Bangsar South City, No 8, Jalan Kerinchi, 59200 Kuala Lumpur, Malaysia. Tel: 03-78803817, Fax: 03-78803867.



JUSTICE LEAGUE and all related characters and elements © & ™ DC Comics and Warner Bros. Entertainment Inc.  
(s17)  
www.jointheleague.com



FGM36-0920  
1101360120-Dom