



Keep this instruction sheet for future reference,
as it contains important information.

Requires two AA batteries (included) for operation.

Batteries included are for demonstration purposes only.

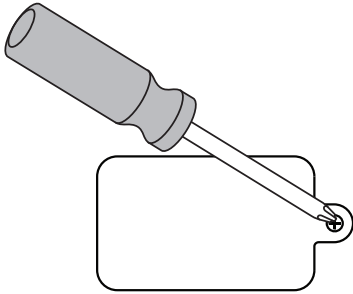
Battery replacement is required. Only adults should replace batteries.

Tool required for battery replacement: Phillips screwdriver (not included).

Wipe this toy with a clean, damp cloth. Do not immerse.

This toy has no consumer serviceable parts. Do not take apart.

Battery Replacement

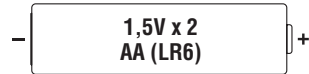


- For longer life, use **alkaline** batteries.
- Loosen the screw in the battery compartment door with a Phillips screwdriver and remove the door.
- Remove the exhausted batteries and dispose properly.
- Insert two, new AA (LR6) **alkaline** batteries.
- Replace the battery compartment door and tighten the screw. Do not over-tighten.
- If this toy begins to operate erratically, you may need to reset the electronics. Slide the power/volume switch off and back on.
- When sounds or lights become faint or stop, it's time for an adult to change the batteries.



Protect the environment by not disposing of this product or any batteries with household waste. This symbol indicates that this product shall not be treated as household waste. Check your local authority for recycling advice and facilities.

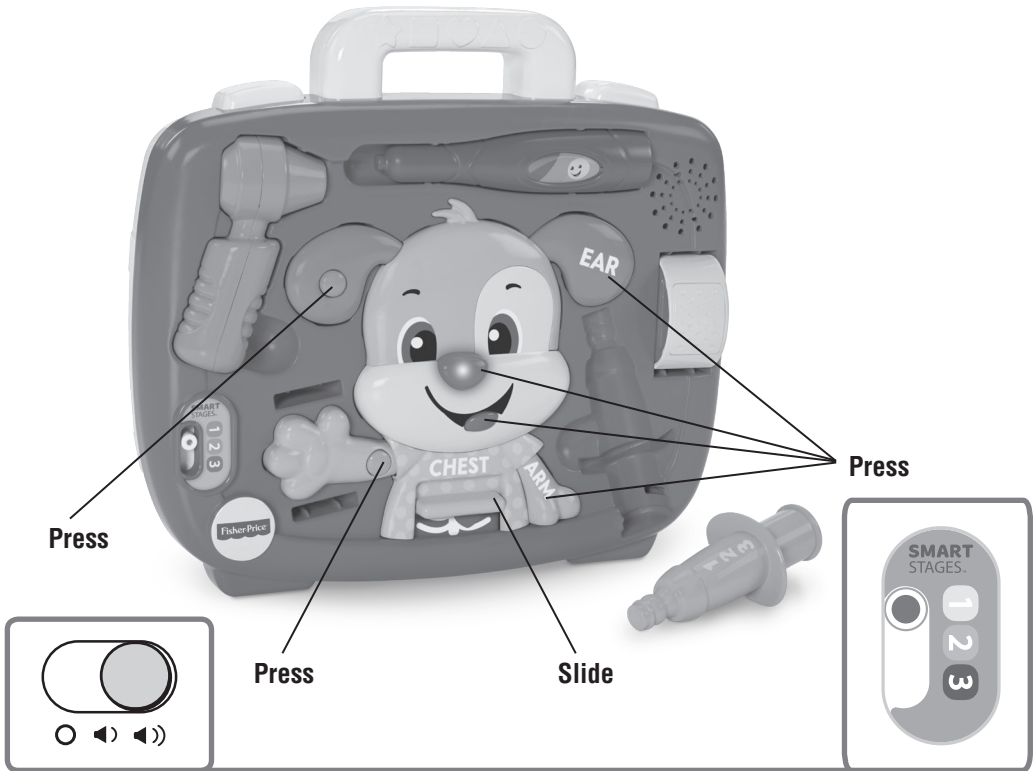
Battery Safety Information



In exceptional circumstances, batteries may leak fluids that can cause a chemical burn injury or ruin your product. To avoid battery leakage:

- Do not mix old and new batteries or batteries of different types: alkaline, standard (carbon-zinc) or rechargeable.
- Insert batteries as indicated inside the battery compartment.
- Remove batteries during long periods of non-use. Always remove exhausted batteries from the product. Dispose of batteries safely. Do not dispose of this product in a fire. The batteries inside may explode or leak.
- Never short-circuit the battery terminals.
- Use only batteries of the same or equivalent type, as recommended.
- Do not charge non-rechargeable batteries.
- Remove rechargeable batteries from the product before charging.
- If removable, rechargeable batteries are used, they are only to be charged under adult supervision.

A healthy dose of learning!



- Slide the power/volume switch to ON with low volume ◀, ON with high volume ▶▶ or OFF ○.

- Slide the Smart Stages™ mode switch to:
 - 1 Listen & Learn** - Press for songs and phrases that teach colors and body parts. Open or close the slider, press Puppy's hand, ear or nose for bilingual words!
 - 2 Explore & Find** - Press for music, phrases and sound effects. Find the correct body part when Puppy asks and hear a fun reward!
 - 3 Sing & Play** - Hear songs, sounds and phrases that engage baby and encourage pretend play!

Consumer Information

**CONSUMER ASSISTANCE**
1-800-432-5437 (US & Canada)
1300 135 312 (Australia)

 **service.fisher-price.com**

Fisher-Price, Inc., 636 Girard Avenue, East Aurora, NY 14052.
Hearing-impaired consumers: 1-800-382-7470.

Outside the United States:
Canada: Mattel Canada Inc., 6155 Freemont Blvd.,
Mississauga, Ontario L5R 3W2; www.service.mattel.com.
Great Britain: Mattel UK Ltd, Vanwall Business Park,
Maidenhead SL6 4UB. Helpline: 01628 500303.
www.service.mattel.com/uk
Mattel Europa B.V., Gondel 1, 1186 MJ Amstelveen, Nederland.
Australia: Mattel Australia Pty. Ltd., 658 Church Street,
Locked Bag #870, Richmond, Victoria 3121 Australia.
New Zealand: 16-18 William Pickering Drive,
Albany 1331, Auckland.
SOUTH AFRICA: Mattel South Africa (PTY) LTD, Office 102 I3,
30 Melrose Boulevard, Johannesburg 2196.

CAN ICES-3 (B)/NMB-3 (B)

Operation is subject to the following two conditions: (1) this device may not cause interference, and (2) this device must accept any interference, including interference that may cause undesired operation of the device.

L'utilisation de ce dispositif est autorisée seulement aux conditions suivantes : (1) il ne doit pas produire de brouillage et (2) il doit pouvoir tolérer tout brouillage radioélectrique reçu, même si ce brouillage est susceptible de compromettre son fonctionnement.

FCC STATEMENT (UNITED STATES ONLY)

This equipment has been tested and found to comply with the limits for a Class B digital device, pursuant to Part 15 of the FCC rules. These limits are designed to provide reasonable protection against harmful interference in a residential installation. This equipment generates uses and can radiate radio frequency energy and, if not installed and used in accordance with the instructions, may cause harmful interference to radio communications. However, there is no guarantee that interference will not occur in a particular installation. If this equipment does cause harmful interference to radio or television reception, which can be determined by turning the equipment off and on, the user is encouraged to try to correct the interference by one or more of the following measures:

- Reorient or relocate the receiving antenna.
- Increase the separation between the equipment and receiver.
- Consult the dealer or an experienced radio/TV technician for help.

NOTE: Changes or modifications not expressly approved by the manufacturer responsible for compliance could void the user's authority to operate the equipment.

This device complies with Part 15 of the FCC Rules. Operation is subject to the following two conditions: (1) This device may not cause harmful interference, and (2) this device must accept any interference received, including interference that may cause undesired operation.