



The Original Tic-Tac-Toe Game!

ADULT ASSEMBLY REQUIRED.

CONTENTS

- Game Base (2 separate parts)
- 2 End Crossbars
- 2 Inner Crossbars
- 3 Ribs
- 9 Targets
- 20 Labels (9 X's, 9 O's, 2 Game Logos)
- 6 Bean Bags

Please remove all components from package and compare them to this list. If any items are missing, please call 1-800-524-TOYS.


ASSEMBLY




Place the Game Base on a table. Take the two End Crossbars (smooth on one side, waffled on other side) and insert them into the two ends of the base with the smooth side facing outward.



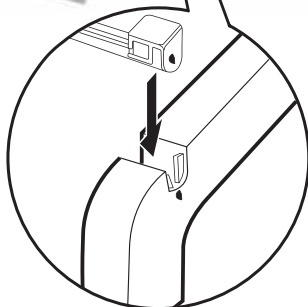
Take the two Inner Crossbars and insert them into the other two rungs.



Take the 9 Targets (X's and O's) and the 3 Ribs. Slide the 3 Targets on each of the three Ribs.

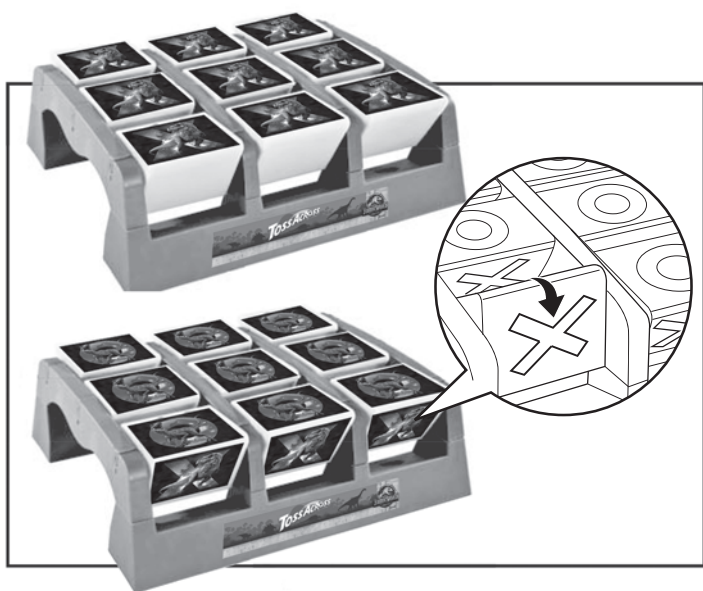


One by one, put all three Ribs with inserted Targets onto the slot of the Crossbars (much like you would fill a paper towel holder).



ATTACHING LABELS

1. Put all the X's on first. Stick one X, **FACING THE SAME DIRECTION**, on each side of the 9 Targets.
2. Turn all of the Targets over **IN THE SAME DIRECTION**, TO THE VERY NEXT FACE.
3. Stick on O's, **FACING THE SAME DIRECTION** on each of the 9 Targets.
4. Stick the game logo label across one of the sides of the Game Base. Once the unit is assembled and the labels are all on, place it on the ground; you're ready to play **TOSS ACROSS®**!



OBJECT

Like Tic-Tac-Toe, the winner is the first player or team to get three X's or O's in a row – vertically, horizontally or diagonally. But TOSS ACROSS® is uniquely fun because the action switches back and forth, again and again.

HOW TO PLAY

Place TOSS ACROSS® ON THE FLOOR AND TURN ALL THE TARGETS BLANK side up.

FOR 2 PLAYERS:

1. Choose who will be X and who will be O. Each player takes 3 Bean Bags and stands on opposite sides of the Game Base, about 6 feet away.
2. The X player always starts. Toss 1 Bean Bag, either underhand or overhand, and try to hit a Target.

3. Now the O player tosses 1 Bean Bag. The O player may try to hit the same Target to reverse it, or try to turn up an O on another Target.
4. Players take turns tossing 1 bean bag per turn until one player wins by turning up 3 of their symbols in a row (either vertically, horizontally or diagonally).

FUN FACT!

A single toss can flip more than one Target. One minute your opponent may be winning – the next, you are!

FOR TEAM PLAY:

1. When there are 4 players, two stand on either side of the Game Base, 6 feet away.
2. Each team takes 3 Bean Bags and the order of play is as follows:
 - Player 1 on Team X tosses.
 - Player 1 on Team O tosses
 - Player 2 on Team X tosses
 - Player 2 on Team O tosses... and so on until one team turns up 3 of their symbols in a row.

WINNING THE GAME

The first player of team to turn up 3 of their symbols in a row wins!



Jurassic World is a trademark and copyright of Universal Studios and Amblin Entertainment, Inc. Licensed by Universal Studios. All Rights Reserved.

©2017 Mattel. Mattel, Inc., 636 Girard Avenue, East Aurora, NY 14052, U.S.A. Consumer Services 1-800-524-8697. Mattel U.K. Ltd., Vanwall Business Park, Maidenhead SL6 4UB. Helpline 01628 500303. Mattel Australia Pty., Ltd., Richmond, Victoria. 3121. Consumer Advisory Service - 1300 135 312. Mattel South Africa (PTY) LTD, Office 102 I3, 30 Melrose Boulevard, Johannesburg 2196. Mattel East Asia Ltd., Room 503-09, North Tower, World Finance Centre, Harbour City, Tsimshatsui, HK, China. Tel.: (852) 3185-6500. Diimport & Diedarkan Oleh: Mattel Southeast Asia Pte. Ltd., No 19-1, Tower 3 Avenue 7, Bangsar South City, No 8, Jalan Kerinchi, 59200 Kuala Lumpur, Malaysia. Tel: 03-33419052.



CONSUMER INFORMATION

Need Assistance? Visit service.mattel.com or call 1-800-524-8697 (US and Canada only).

SERVICE.MATTEL.COM

FLK84-0970G1
1101562494-DOM