



3+

Guitar • Guitarra

INSTRUCTIONS • INSTRUCCIONES

Please keep these instructions for future reference as they contain important information.

CONTENTS / CONTENIDO

For helpful hints on how to play,
visit service.mattel.com/coco



**MUSICAL
LIGHT SHOW!**

**8 CHORD
SOUNDS!**

**3 STRUM
SOUNDS**

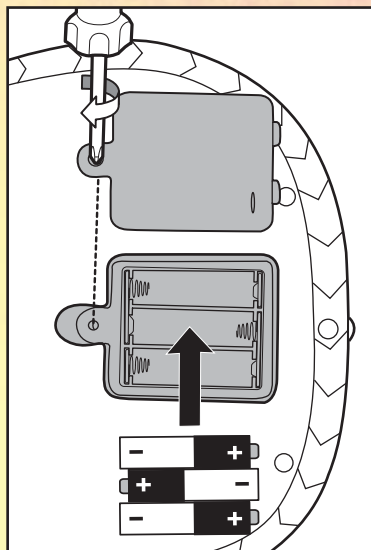
**4 SONGS IN
EASY-TO-FOLLOW
SONGBOOK**

Colors and decorations may vary.
© Disney/Pixar www.disney.com
www.MattelShop.com



1. BATTERY INSTALLATION

- Batteries included are for demonstration purposes only.
- Replace batteries if lights dim or sounds distort.
- Unscrew the battery cover with a Phillips head screwdriver (not included).
- Remove batteries and dispose of them safely.
- Install 3 new AA (LR6) alkaline batteries in the orientation (+/-) shown.
- Replace battery cover and tighten screw.
- For best performance, use alkaline batteries.
- When exposed to an electrostatic source, the product may malfunction. To resume normal operation, remove and re-install the batteries.



BATTERY SAFETY INFORMATION

In exceptional circumstances, batteries may leak fluids that can cause a chemical burn injury or ruin your product.

To avoid battery leakage:

- Non-rechargeable batteries are not to be recharged.
- Rechargeable batteries are to be removed from the product before being charged.
- Rechargeable batteries are only to be charged under adult supervision.
- Do not mix alkaline, standard (carbon-zinc), or rechargeable batteries.
- Do not mix old and new batteries.
- Only batteries of the same or equivalent type as recommended are to be used.
- Batteries are to be inserted with the correct polarity.
- Exhausted batteries are to be removed from the product.
- The supply terminals are not to be short-circuited.
- Dispose of battery(ies) safely.
- Do not dispose of this product in a fire. The batteries inside may explode or leak.



Protect the environment by not disposing of this product or any batteries with household waste. This symbol indicates that this product shall not be treated as household waste. Check your local authority for recycling advice and facilities.



MOVING TEETH

- 1
- 2
- 3

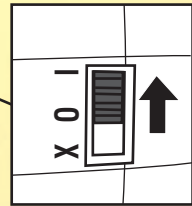
CHORD BUTTONS

LIGHTS



STRUM KEYS

ON/OFF SWITCH



I = ON
0 = OFF
X = DEMO MODE

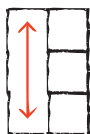
NOTE: To preserve battery life, guitar will automatically power OFF when left idle for a few minutes. Press strum keys to turn guitar back on.

2. SONGBOOK / CANCIONERO

HOW TO PLAY:



Hold in the matching chord button while strumming.



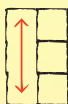
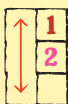
Strum up or down without pushing a chord button.

TIP: You can strum up or down, using one or both keys. Experiment to find the sound you like.




ADELITA

Traditional Folk Song



Adelita se llama la ingrata, La qu' era dueña de todo mi placer



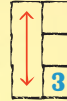
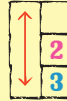
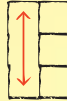
Nunca piensas que llegue a olvidarla Ni cambiarla por otra mujer

"REMEMBER ME" RECUÉRDAME

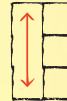
Written by Robert Lopez and
Kristen Anderson-Lopez



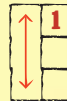
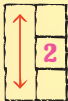
Remember me, though I have to say goodbye



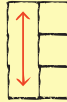
Remember me, don't let it make you cry



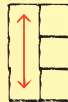
For even if I'm far away I hold you in my heart




I sing a secret song to you each night we are apart



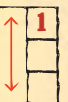
Remember me, though I have to travel far



Remember me, each time you hear a sad gui-tar



Know that I'm with you the only way that I can be---



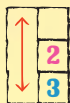
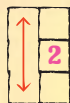
Until you're in my arms again, [pause] Re-mem-ber me....

LA GOLONDRINA

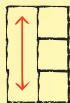
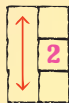
Written by Narciso Serradel



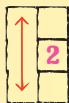
II: A donde irá veloz y fatigada la golondrina que de aquí se va Oh!



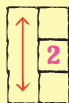
Si en el viento gimiera angustiada buscando abrigo y no lo encontrara :II



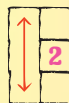
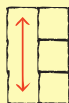
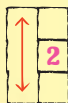
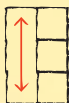
II: Junto a mi lecho la pondré su nido, en donde pueda la estación



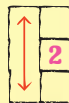
pasar, también yo estoy en la región perdido Oh! Cielo Santo!



Y sin poder volar :II




Dejé también mi patria idolatrada, esa mansión que me miró



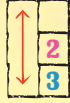
nacer Mi vida es hoy errante y angustiada



Y ya no pudeo a mi mansión volver



Ave querida amada peregrina mi corazón al tuyo estrecharé

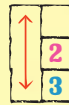
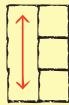
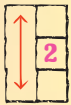


Oiré tu canto tierna golondrina, Recordaré mi patria y lloraré.

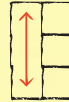
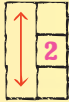
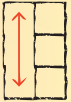


SI VA EL VAPOR

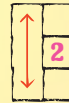
Spanish-American Folk Song



Si va el vapor, Yo voy con él, se va mi amante. Si va amante.



Yo voy también. En este punto, No puedo estar, Porque mi amante.



Porque mi amante, Se va ha ausentar.

©2017 Mattel. All Rights Reserved. © and ™ designate U.S. trademarks of Mattel, except as noted.

Mattel, Inc. 636 Girard Avenue, East Aurora, NY 14052, U.S.A. Consumer Relations 1-800-524-8697. Mattel Canada Inc., Mississauga, Ontario L5R 3W2. You may call us free at 1-800-524-8697. Mattel U.K. Ltd., Vanwall Business Park, Maidenhead SL6 4UB. Helpline 01628 500303. Mattel Australia Pty., Ltd., Richmond, Victoria. 3121. Consumer Advisory Service - 1300 135 312 Mattel East Asia Ltd., Room 1106, South Tower, World Finance Centre, Harbour City, Tsimshatsui, HK, China. Diimport & Diedarkan Oleh: Mattel SEA Ptd Ltd.(993532-P) Lot 13.5, 13th Floor, Menara Lien Hoe, Persiaran Tropicana Golf Country Resort, 47410 PJ. Tel:03-78803817, Fax:03-78803867.

service.mattel.com

FMB20-0970G2
1101558711-DOM

