




# TOUGH TALKERS™ TOTAL TAG TEAM INSTRUCTIONS



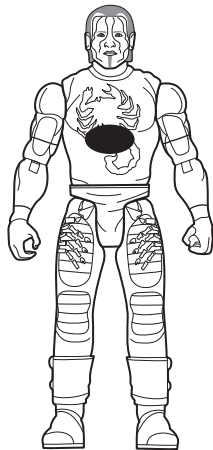
Please keep these instructions for future reference as they contain important information.

## CONTENTS

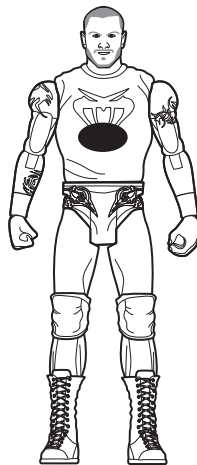
**INCLUDES: 1 TOUGH TALKERS™ TOTAL TAG TEAM FIGURE**



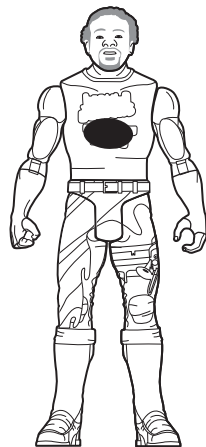
**FMH84**



**FMH85**



**FMH86**



**FMH87**

All WWE programming, talent names, images, likenesses, slogans, wrestling moves, trademarks, logos and copyrights are the exclusive property of WWE and its subsidiaries. All other trademarks, logos and copyrights are the property of their respective owners. © 2017 WWE. All Rights Reserved.



Protect the environment by not disposing of this product or any batteries with household waste. This symbol indicates that this product shall not be treated as household waste. Check your local authority for recycling advice and facilities.

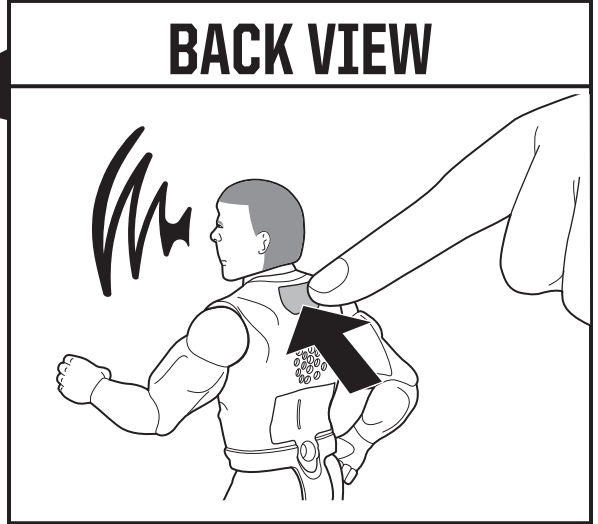

©2017 Mattel. All Rights Reserved. ® and ™ designate U.S. trademarks of Mattel, except as noted. Mattel, Inc., 636 Girard Avenue, East Aurora, NY 14052, U.S.A. Consumer Services 1-800-524-8697. Mattel U.K. Ltd., Vanwall Business Park, Maidenhead SL6 4UB. Helpline 01628 500303. Mattel Australia Pty., Ltd., Richmond, Victoria. 3121. Consumer Advisory Service - 1300 135 312. Mattel South Africa (PTY) LTD, Office 102 I3, 30 Melrose Boulevard, Johannesburg 2196. Mattel East Asia Ltd., Room 503-09, North Tower, World Finance Centre, Harbour City, Tsimshatsui, HK, China. Tel.: (852) 3185-6500. Diimport & Diedarkan Oleh: Mattel Southeast Asia Pte. Ltd., No 19-1, Tower 3 Avenue 7, Bangsar South City, No 8, Jalan Kerinchi, 59200 Kuala Lumpur, Malaysia. Tel: 03-78803817, Fax: 03-78803867.

**ASST. FMH83**  
**FMH84-0970**  
**FMH85-0970**  
**FMH86-0970**  
**FMH87-0970**  
**1101149914**

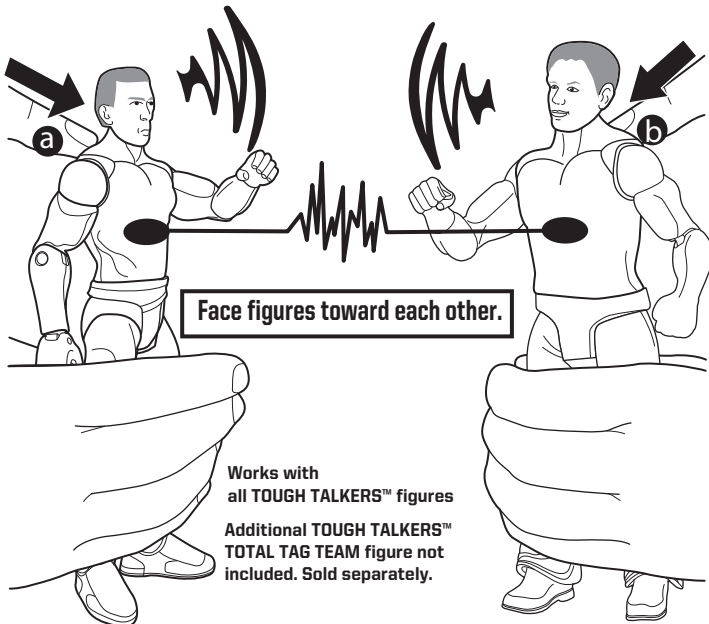


# 1. TO PLAY: SINGLES MODE

1. Press and release button for sounds & phrases and to activate infrared recognition!

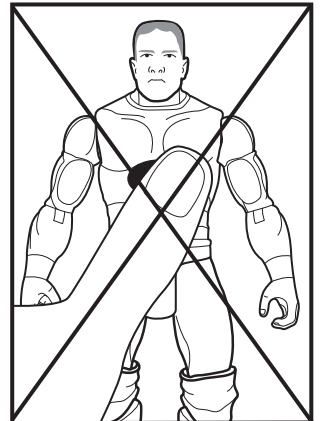


2. Activate another TOUGH TALKERS™ figure and have them face each other for tough talking interaction!



Face figures toward each other.

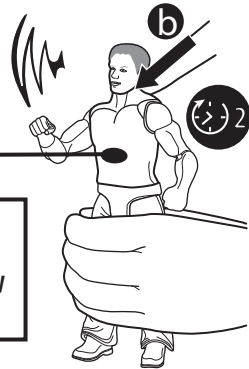

Works with  
all TOUGH TALKERS™ figures  
Additional TOUGH TALKERS™  
TOTAL TAG TEAM figure not  
included. Sold separately.



**IMPORTANT:** For proper  
performance, DO NOT cover the  
recognition sensors during  
play.

## 2. TO PLAY: TAG TEAM MODE

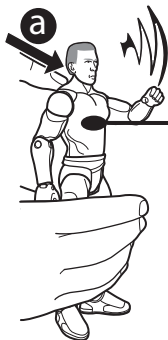
1. Press and hold button on each TOUGH TALKERS™ TOTAL TAG TEAM figure for around 2 seconds to enter PAIRING MODE. The figure is in PAIRING MODE when you hear the bell ringing sounds.




Figures must face each other and be activated together within 10 seconds of each other for them to become TAG TEAM PARTNERS. Hearing each figure say "TAG TEAM" indicates that a new tag team is formed.

Works only with TOUGH TALKERS™ TOTAL TAG TEAM figures.


2. Once the tag team is formed, push buttons to activate tag team phrases!



3. To split the tag team, press and hold button on each TOUGH TALKERS™ TOTAL TAG TEAM separately for around 2 seconds. Do each figure individually and do not face the figures together.

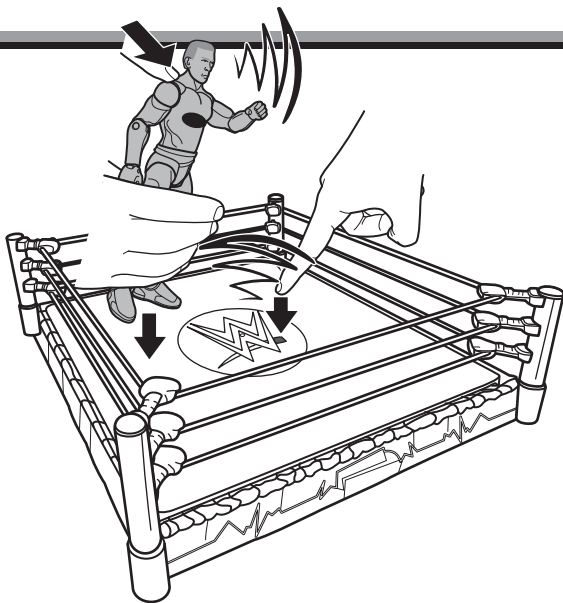


Unlink first figure, then wait 10 seconds before unlinking the other figure.



## 3. MORE WAYS TO PLAY

Activate and place Tough Talkers™ figure on WWE® INTERACTIVE RING (sold separately) to unlock more WWE® sounds!



## 4. BATTERY INSTALLATION

- Batteries included are for demonstration purposes only.
- Replace the batteries if sounds distort.
- Unscrew the battery cover with a Phillips head screwdriver (not included).
- Remove batteries and dispose of them safely.
- Install 3 new button cell (AG13, LR44) batteries in the orientation (+/-) shown.
- Replace battery cover and tighten screw.
- For longer life, use alkaline batteries.
- When exposed to an electrostatic source, the product may malfunction. To resume normal operation, remove and re-install the batteries.

### BATTERY SAFETY INFORMATION

In exceptional circumstances, batteries may leak fluids that can cause a chemical burn injury or ruin your product. To avoid battery leakage:

- Non-rechargeable batteries are not to be recharged.
- Rechargeable batteries are to be removed from the product before being charged.
- Rechargeable batteries are only to be charged under adult supervision.
- Do not mix alkaline, standard (carbon-zinc), or rechargeable batteries.
- Do not mix old and new batteries.
- Only batteries of the same or equivalent type as recommended are to be used.
- Batteries are to be inserted with the correct polarity.
- Exhausted batteries are to be removed from the product.
- The supply terminals are not to be short-circuited.
- Dispose of battery(ies) safely.
- Do not dispose of this product in a fire. The batteries inside may explode or leak.

