

# Fisher-Price®

## FNV41



Keep this instruction sheet for future reference, as it contains important information.



Requires four AA (LR6) **alkaline** batteries (included). Batteries included are for demonstration purposes only. We recommend replacing these batteries. **For longer battery life, use alkaline batteries.**



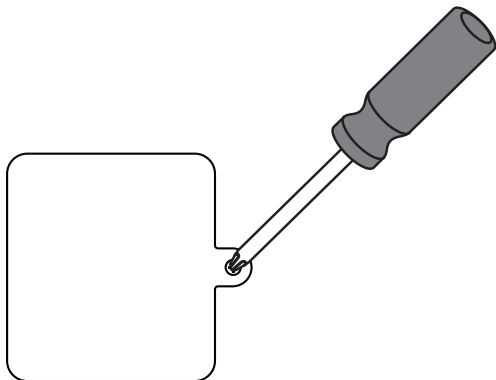
Only adults should replace batteries. Tool required: Phillips screwdriver (not included).



This product emits flashing lights at 5 - 30 cycles per seconds.

[fisher-price.com](http://fisher-price.com)

## Replace Batteries



- Loosen the screw in the battery compartment door and remove the door. Remove the exhausted batteries and properly dispose.
- Insert four, new AA (LR6) **alkaline** batteries into the battery compartment.
- Replace the battery compartment door and tighten the screw. Do not over-tighten.
- If this toy begins to operate erratically, you may need to reset the electronics. Slide the power-mode switch off and back on.
- When sounds/lights/movement become faint or stop, it's time for an adult to replace the batteries.

## Battery Safety Information

**In exceptional circumstances, batteries may leak fluids that can cause a chemical burn injury or ruin your product. To avoid battery leakage:**

- Do not mix old and new batteries or batteries of different types: alkaline, standard (carbon-zinc) or rechargeable.
- Insert batteries as indicated inside the battery compartment.
- Remove batteries during long periods of non-use. Always remove exhausted batteries from the product. Dispose of batteries safely. Do not dispose of this product in a fire. The batteries inside may explode or leak.
- Never short-circuit the battery terminals.
- Use only batteries of the same or equivalent type, as recommended.
- Do not charge non-rechargeable batteries.
- Remove rechargeable batteries from the product before charging.
- If removable, rechargeable batteries are used, they are only to be charged under adult supervision.

## Care

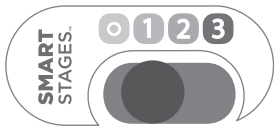

- Wipe this toy with a damp cloth to clean. Do not immerse.



Protect the environment by not disposing of this product or any batteries with household waste.



This symbol indicates that this product shall not be treated as household waste. Check your local authority for recycling advice and facilities.

# Meet Rokit™ & Glow... the interactive learning duo!



ON and choose a mode or OFF.



Slide to choose a comfortable listening level:  low volume or  high volume.

## Choose a mode!

- 1 Explore** – Rokit identifies colors, numbers, shapes and letters when baby moves the slider, spins the roller or presses the toggle switch. Press Glow for songs, phrases and sound effects along with dancing lights.
- 2 Encourage** – In this mode, colors, shapes and numbers are identified in two languages. Listen for a question and then an encouraging phrase from Rokit when baby makes the correct selection!
- 3 Pretend** – Engaging songs, playful chatter and fun sounds encourage baby to move and groove along with Rokit and Glow.
- OFF**

## Want to hear Rokit repeat what you say in silly ways?

- Push the record hand and then wait for Rokit's face to turn red.
- Speak into the microphone on Rokit's head.
- Then listen to Rokit repeat what you said in a silly voice.
- When Rokit's face turns red again, say something else and hear it back in another silly voice!



**UNITED STATES:** 1-800-432-5437.  
Fisher-Price, Inc., 636 Girard Avenue,  
East Aurora, NY 14052.

**GREAT BRITAIN:** Mattel UK Ltd, Vanwall  
Business Park, Maidenhead SL6 4UB.  
Helpline: 01628 500303;  
www.service.mattel.com/uk.

Mattel Europa B.V., Gondel 1, 1186 MJ  
Amstelveen, Nederland.

**CANADA:** 1-800-432-5437. Mattel Canada Inc.,  
6155 Freemont Blvd., Mississauga,  
Ontario L5R 3W2.

**AUSTRALIA:** Mattel Australia Pty. Ltd.,  
658 Church Street, Locked Bag #870,  
Richmond, Victoria 3121 Australia.  
Consumer Advisory Service 1300 135 312.

**NEW ZEALAND:** 16-18 William Pickering  
Drive, Albany 1331, Auckland.

**ASIA:** Mattel East Asia Ltd., Room 503-09,  
North Tower, World Finance Centre,  
Harbour City, Tsimshatsui, HK, China.  
Tel.: (852) 3185-6500.

**MALAYSIA:** Diimport & Diedarkan Oleh:  
Mattel Southeast Asia Pte. Ltd., No 19-1,  
Tower 3 Avenue 7, Bangsar South City, No 8,  
Jalan Kerinchi, 59200 Kuala Lumpur, Malaysia.  
Tel: 03-33419052.

**SOUTH AFRICA:** Mattel South Africa (PTY)  
LTD, Office 102 I3, 30 Melrose Boulevard,  
Johannesburg 2196.

## FCC STATEMENT (UNITED STATES ONLY)

This equipment has been tested and found to comply with the limits for a Class B digital device, pursuant to Part 15 of the FCC rules. These limits are designed to provide reasonable protection against harmful interference in a residential installation. This equipment generates uses and can radiate radio frequency energy and, if not installed and used in accordance with the instructions, may cause harmful interference to radio communications. However, there is no guarantee that interference will not occur in a particular installation. If this equipment does cause harmful interference to radio or television reception, which can be determined by turning the equipment off and on, the user is encouraged to try to correct the interference by one or more of the following measures:

- Reorient or relocate the receiving antenna.
- Increase the separation between the equipment and receiver.
- Consult the dealer or an experienced radio/TV technician for help.

**NOTE:** Changes or modifications not expressly approved by the manufacturer responsible for compliance could void the user's authority to operate the equipment.

This device complies with Part 15 of the FCC Rules. Operation is subject to the following two conditions: (1) This device may not cause harmful interference, and (2) this device must accept any interference received, including interference that may cause undesired operation.

## CAN ICES-3 (B)/NMB-3 (B)

Operation is subject to the following two conditions: (1) this device may not cause interference, and (2) this device must accept any interference, including interference that may cause undesired operation of the device.

L'utilisation de ce dispositif est autorisée seulement aux conditions suivantes : (1) il ne doit pas produire de brouillage et (2) il doit pouvoir tolérer tout brouillage radioélectrique reçu, même si ce brouillage est susceptible de compromettre son fonctionnement.