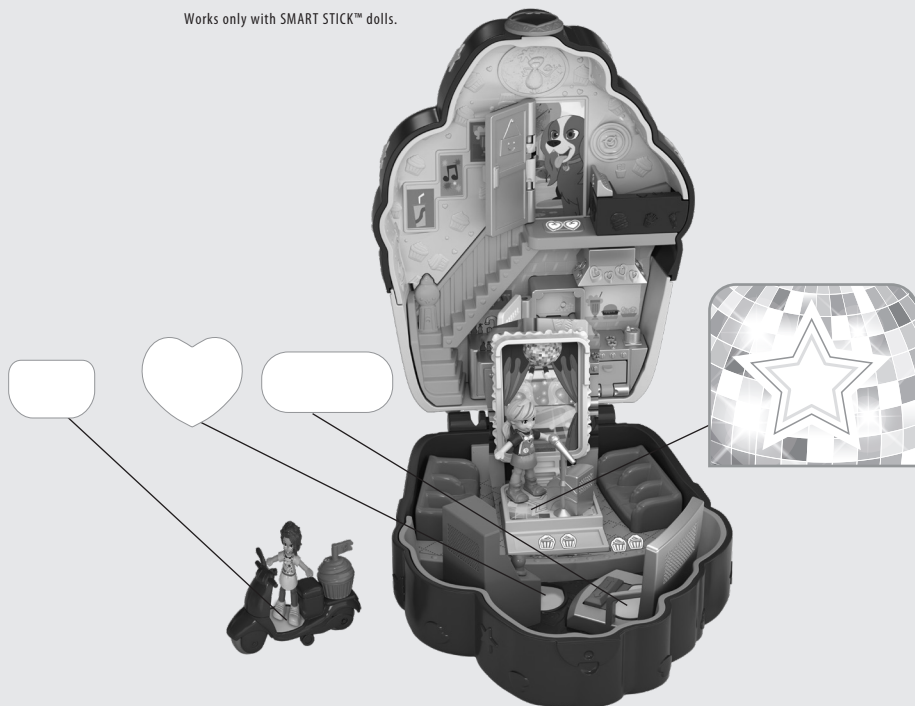




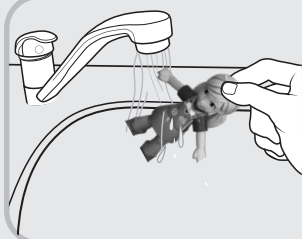
TIPS

Dolls can stick on any of these SMART STICK™ surfaces!

Works only with SMART STICK™ dolls.



IMPORTANT: Remove dolls from SMART STICK™ surfaces immediately after play.



CLEANING

Dust, dirt, and other debris can cause dolls to lose their adhesiveness. To clean the dolls, rinse them thoroughly with tap water or use tape to remove excess debris.

NOTE: Dry dolls before using them again.

Mattel, Inc., 636 Girard Avenue, East Aurora, NY 14052, U.S.A. Consumer Services 1-800-524-8697. Mattel U.K. Ltd., Vanwall Business Park, Maidenhead SL6 4UB. Helpline 01628 500303. Mattel Australia Pty., Ltd., Richmond, Victoria. 3121. Consumer Advisory Service - 1300 135 312. Mattel South Africa (PTY) LTD, Office 102 13, 30 Melrose Boulevard, Johannesburg 2196. Mattel East Asia Ltd., Room 503-09, North Tower, World Finance Centre, Harbour City, Tsimshatsui, HK, China. Tel.: (852) 3185-6500. Diimport & Diedarkan Oleh: Mattel Southeast Asia Pte. Ltd., No 19-1, Tower 3 Avenue 7, Bangsar South City, No 8, Jalan Kerinchi, 59200 Kuala Lumpur, Malaysia. Tel: 03-33419052.



SWEET TREAT COMPACT INSTRUCTIONS

4+



Asst.
FRY35

CONTENTS



WARNING:
CHOKING HAZARD - Small parts.
Not for children under 3 years.

Please keep these instructions for future reference as they contain important information.




LET'S PLAY!



A. Have fun in the playset!

B. Extra stickers can go anywhere on the playset to create more SMART STICK™ surfaces!

Table Flips To Karaoke Stage!



Doll Dances!



C. Close and take the playset on the go!



2

2 Rear

3

3 Cover