

# HOTWHEELS ULTIMATE GATOR CARWASH

## INSTRUCTIONS



AGES  
**5-8**

service.mattel.com  
**HOTWHEELS.COM**

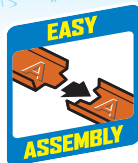
# ADULT ASSEMBLY REQUIRED

PLEASE KEEP THESE INSTRUCTIONS FOR FUTURE REFERENCE AS THEY CONTAIN IMPORTANT INFORMATION. COLORS AND DECORATIONS MAY VARY.



FTB67-0970-G2  
1101717864-D0M



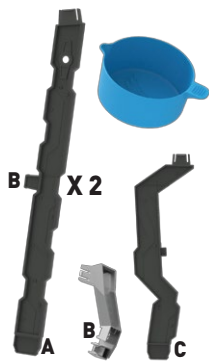
# CONTENTS



Refer to **LETTERS** on toy parts and this page to help with assembly.

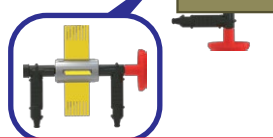

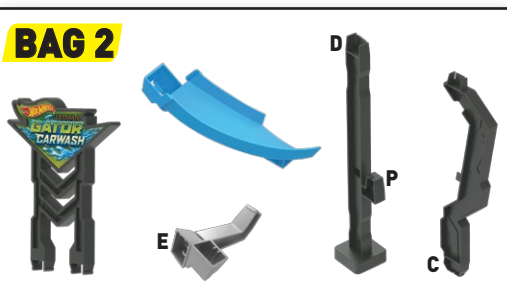
## ZONE 1

### BAG 1




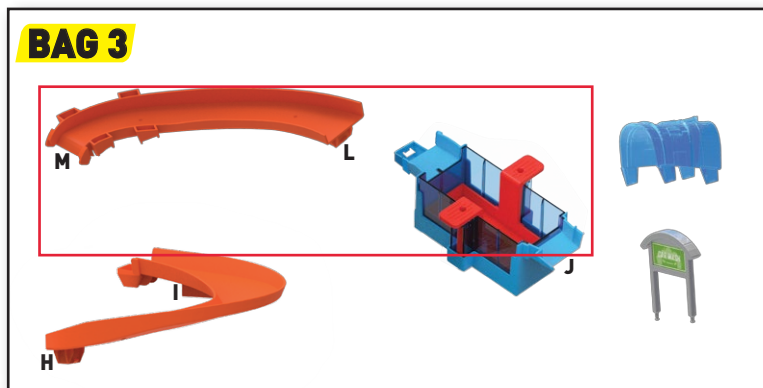
## ZONE 2

### BAG 2

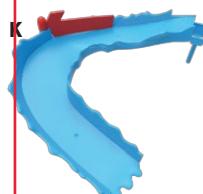


## ZONE 3

### BAG 3



 x1


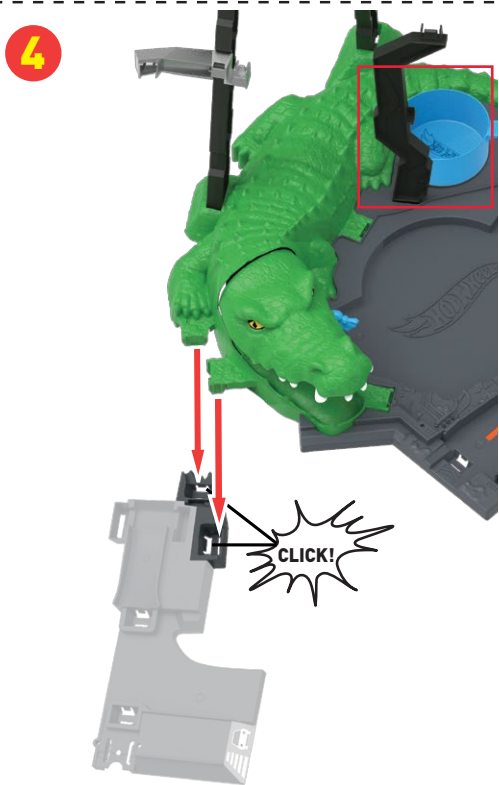
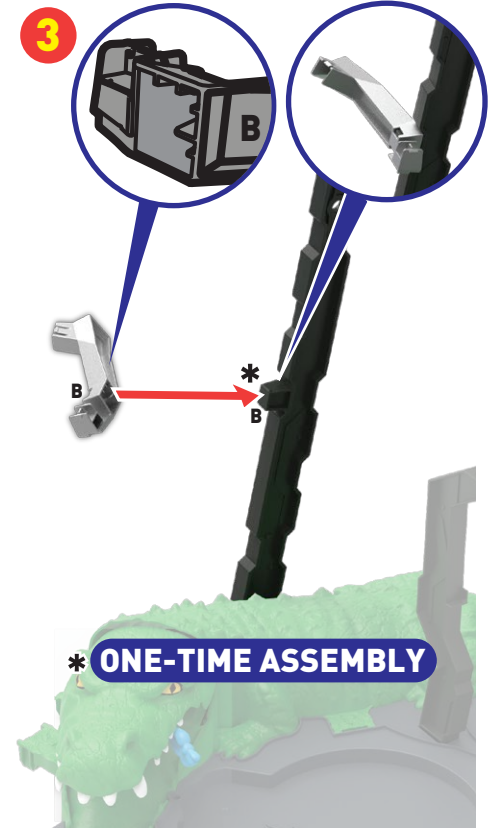
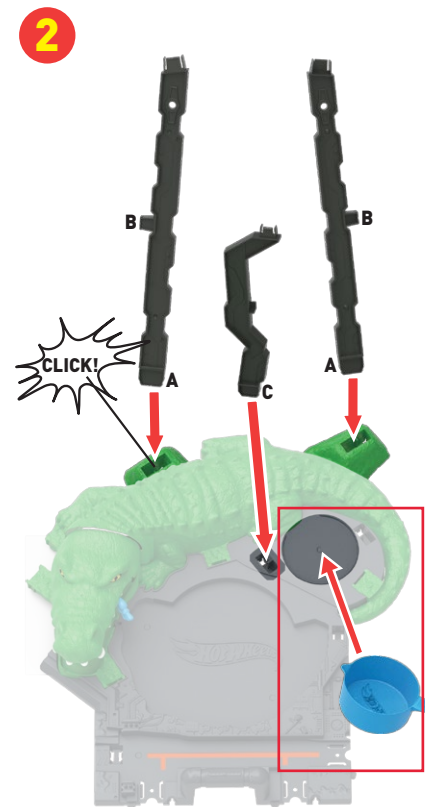
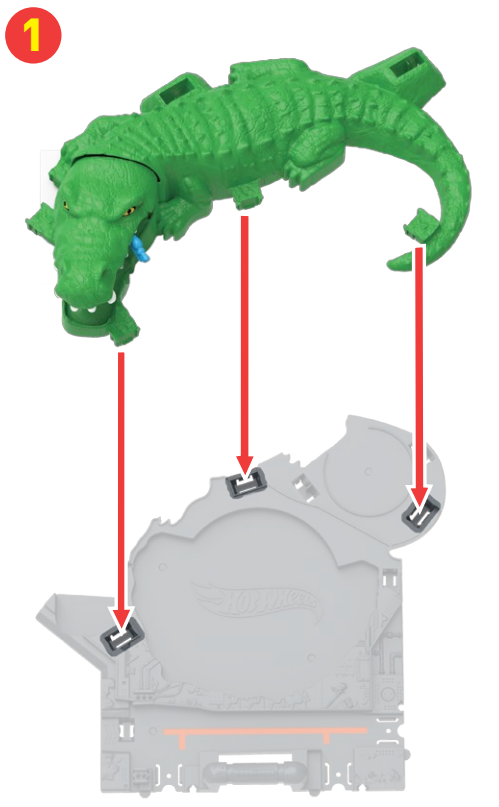






# ASSEMBLY


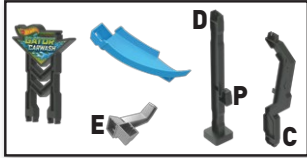
## ZONE 1

### BAG 1

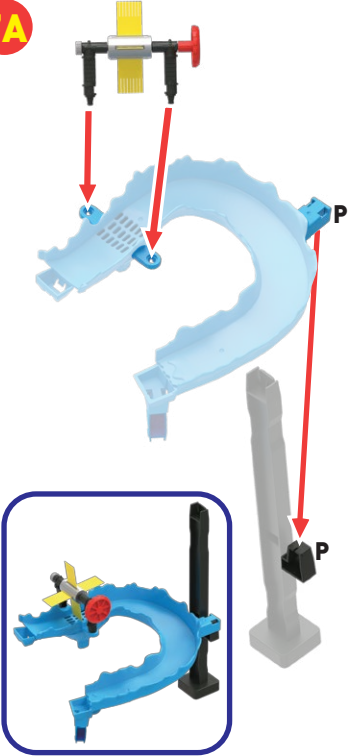


# ZONE 2

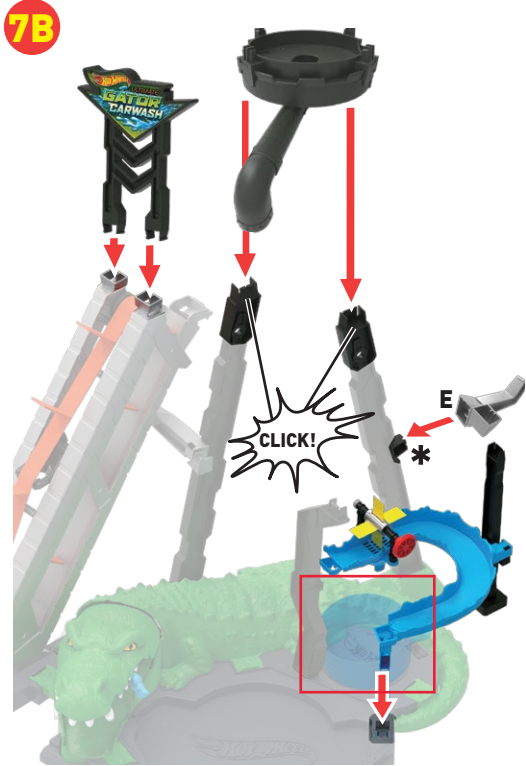
## BAG 2



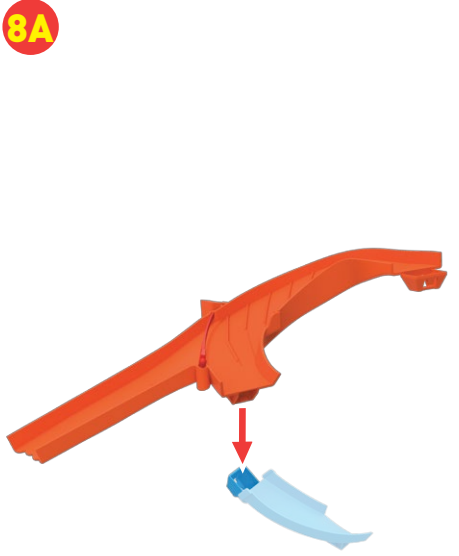
7A



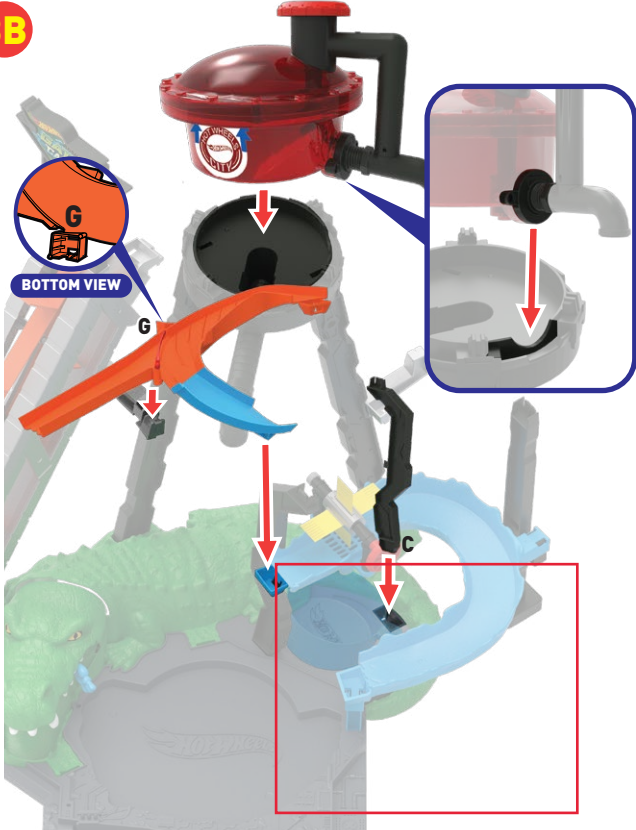
7B



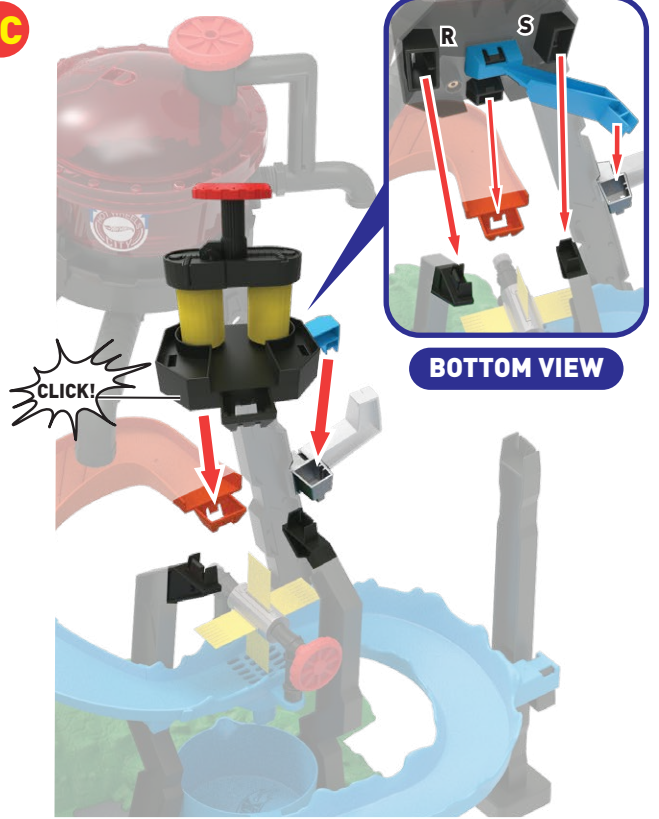
8A



8B



8C

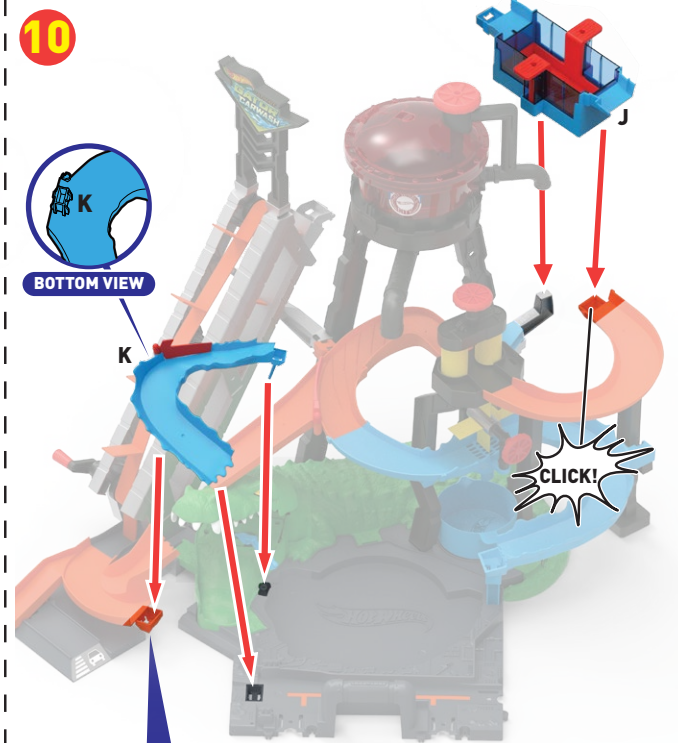

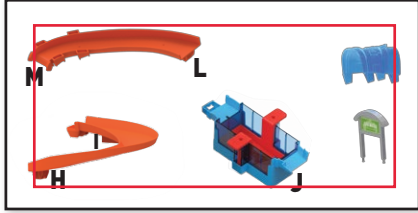






**BAG 3**

**ZONE 3**



# GET READY TO PLAY

**1 FILL WATER TOWER WITH WARM WATER (86°F-104°F/33°C-40°C). THEN CLOSE THE LID.**

**a IMPORTANT: CLOSE THE VALVE BEFORE ADDING WATER.**



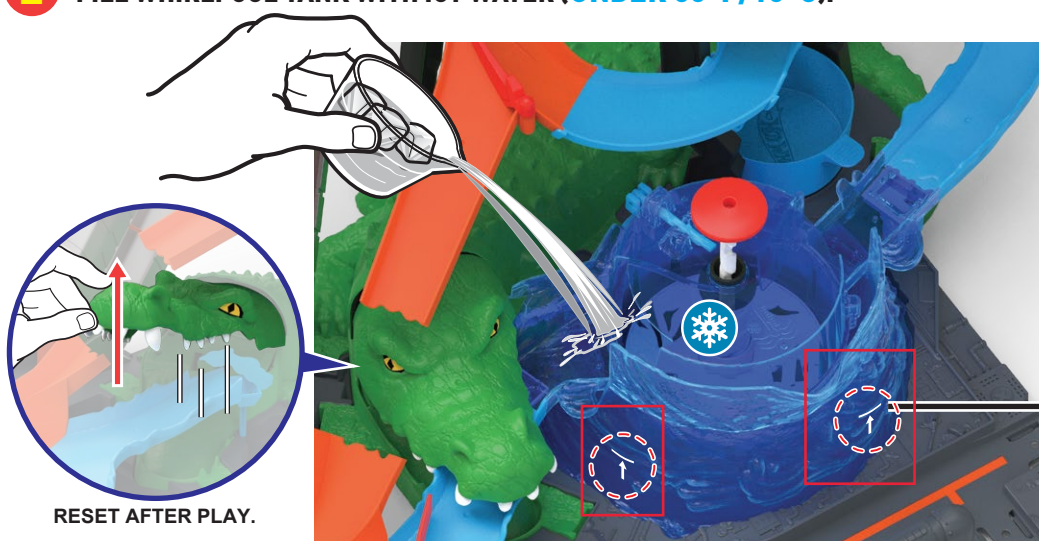
**b**




CUPS NOT INCLUDED.



**2 FILL WHIRLPOOL TANK WITH ICY WATER (UNDER 50°F/10°C).**



RESET AFTER PLAY.



BACK VIEW



- OVERFILLING OF RESERVOIR MAY CAUSE LEAKAGE.
- TO AVOID BURNS DO NOT USE WATER THAT IS TOO HOT, ABOVE 120°F/48°C.
- FOR BEST PERFORMANCE OF COLOR CHANGE FEATURE, PLEASE USE ICY WATER UNDER 50°F/10°C.
- WATER TOYS SOMETIMES GET MESSY. PROTECT PLAY SURFACES BEFORE USE.
- PARENTS SHOULD ASSIST WITH FILLING THE TANKS WITH WATER.
- BE SURE TO ONLY USE COLOR SHIFTER CARS.
- COLOR CHANGE WILL LAST LONGER IF YOU DO NOT EXPOSE THIS TOY TO INTENSE HEAT OR DIRECT SUNLIGHT FOR PROLONGED PERIODS OF TIME.



TWO-COLOR CHANGE!



COLOR CHANGES MAY VARY.




ICY WATER Under 50°F/10°C

WARM WATER Around 86°F/33°C



# TO PLAY 1

**1** DRIVE UP TO THE CONVEYOR BELT.



**2** TURN THE CRANK TO LIFT YOUR CAR.



**3** DRIVE INTO POOL & TURN KNOB TO FILL IT WITH WATER. YOUR CAR CHANGES COLOR!

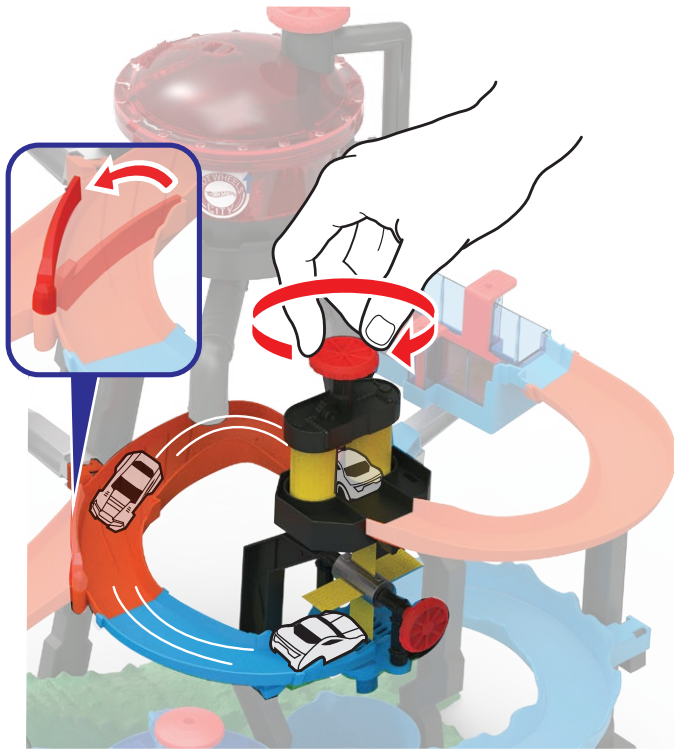
**KEEP VALVE CLOSED BEFORE ADDING WATER.**



**4** RELEASE YOUR CAR ONTO TRACK!



**5** SPIN ROLLERS TO DRY YOUR CAR & KEEP MOVING!

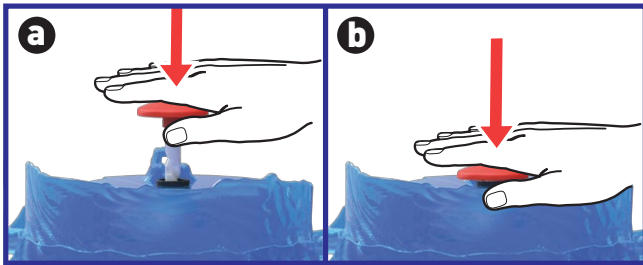


**6** TURN THE SCRUB BRUSHES & DIVE INTO THE WHIRLPOOL TANK!




ICY WATER COLOR

**7** PUMP TO SPIN YOUR CAR UP TO ESCAPE FROM THE COLOR CHANGING WHIRLPOOL!



TIP: PRESS DOWN FAST AND COMPLETELY A FEW TIMES FOR BEST PERFORMANCE.



**8A** WATCH OUT! YOU MAY GET CHOMPED BY THE GATOR...



**8B** ...OR IF YOU'RE LUCKY DRIVE THROUGH SAFELY!





# TO PLAY 2

**1** MOVE LANE CHANGERS.

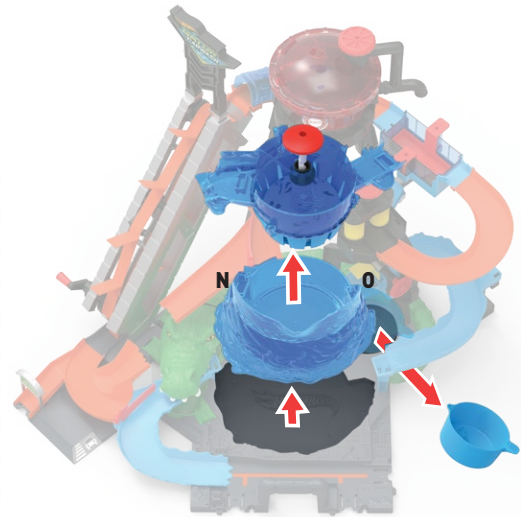
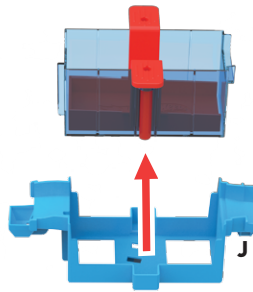


**2** JUMP OFF THE RAMP & TAKE ANOTHER SPIN THROUGH THE CAR WASH!




# STORAGE

**1** DETACH TANKS & REMOVE TRAYS.



**2** DRAIN ALL WATER OUT BEFORE STORAGE.



## PERFORMANCE TIPS

1. TO GET THE CAR OUT OF THE WHIRLPOOL TANK, PUMP FAST AND COMPLETELY A FEW TIMES.
2. FOR BEST RESULTS, FILL THE COLD WATER WHIRLPOOL TANK WITH CRUSHED ICE OR SMALL CUBES.
3. CHANGE WARM WATER OUT FREQUENTLY TO MAINTAIN OPTIMAL COLOR SHIFTING.
4. MAKE SURE WATER VALVE IS CLOSED BEFORE FILLING WITH WATER.
5. DRAIN, RINSE, CLEAN AND DRY ALL ITEMS THOROUGHLY BEFORE STORING. DO NOT IMMERSE SET IN WATER.

## MORE WAYS TO PLAY

CONNECT TO HOT WHEELS® TRACKS & SETS TO BUILD YOUR OWN HOT WHEELS™ CITY!



NOT FOR USE WITH SOME HOT WHEELS® VEHICLES.  
ONE VEHICLE INCLUDED. ADDITIONAL VEHICLES SOLD SEPARATELY.  
OTHER HOT WHEELS® TRACKS AND SETS SOLD SEPARATELY.

©2018 Mattel. Mattel, Inc., 636 Girard Avenue, East Aurora, NY 14052, U.S.A. Consumer Services 1-800-524-8697. Mattel U.K. Ltd., Vanwall Business Park, Maidenhead SL6 4UB. Helpline 01628 500303. Mattel Australia Pty., Ltd., Richmond, Victoria. 3121 Consumer Advisory Service - 1300 135 312. Mattel South Africa (PTY) LTD, Office 102 13, 30 Melrose Boulevard, Johannesburg 2196. Mattel East Asia Ltd., Room 503-09, North Tower, World Finance Centre, Harbour City, Tsimshatsui, HK, China. Tel.: (852) 3185-6500. Diimport & Diedarkan Oleh: Mattel Southeast Asia Pte. Ltd., No 19-1, Tower 3 Avenue 7, Bangsar South City, No 8, Jalan Kerinchi, 59200 Kuala Lumpur, Malaysia. Tel: 03-33419052.