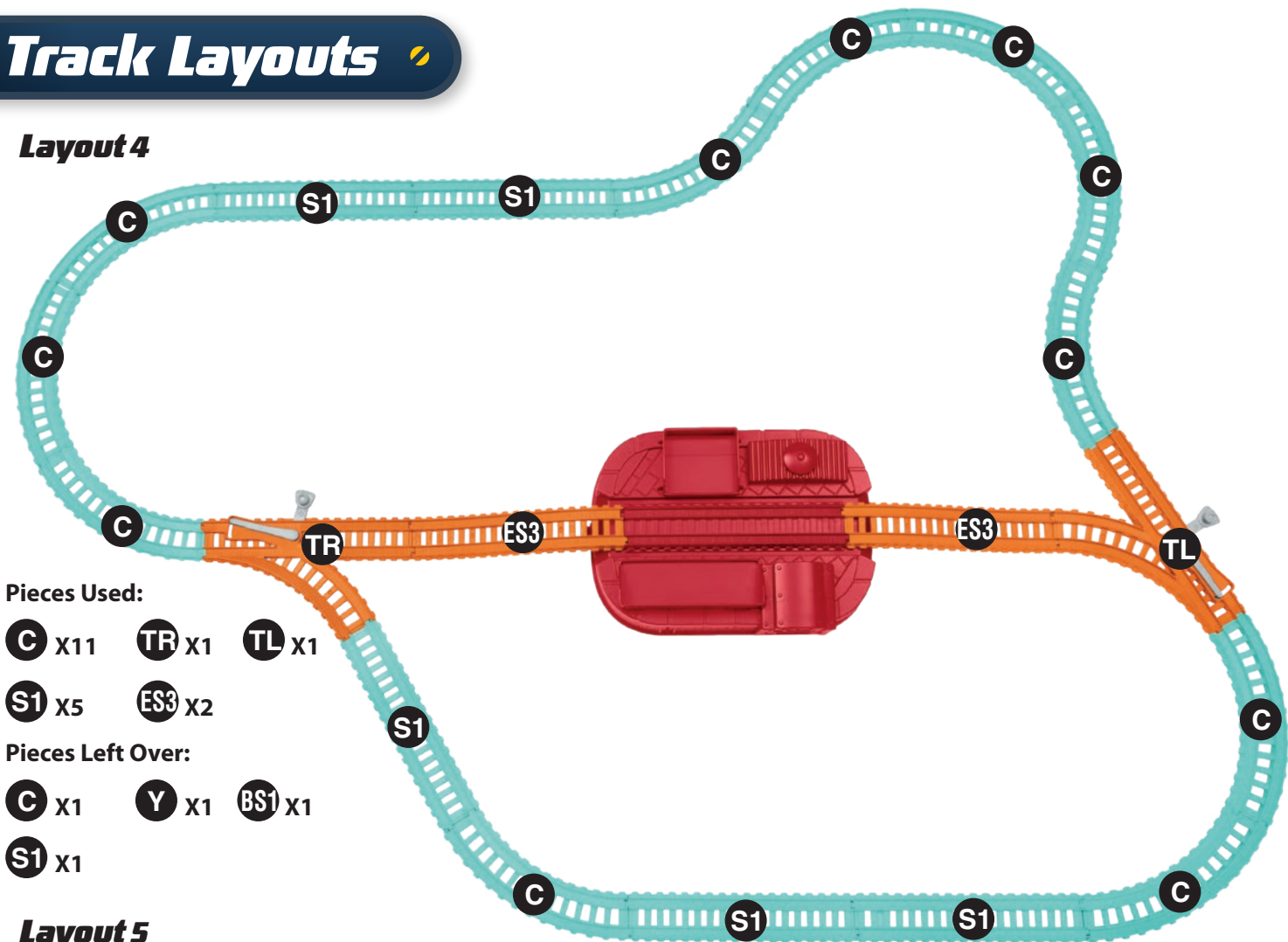


Track Layouts

Layout 4



Pieces Used:

C X11 TR X1 TL X1

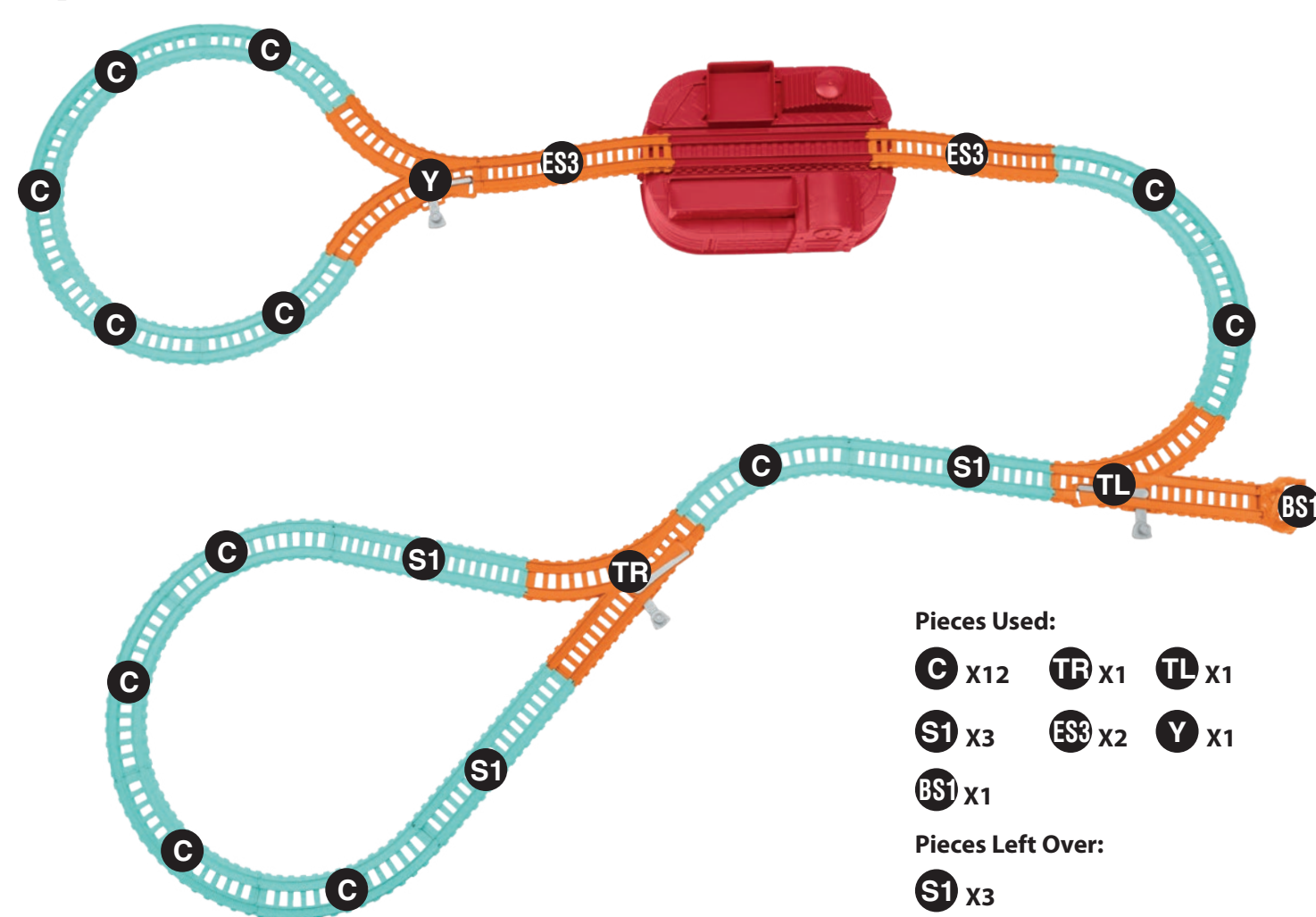
S1 X5 ES3 X2

Pieces Left Over:

C X1 Y X1 BS1 X1

S1 X1

Layout 5



Pieces Used:

C X12 TR X1 TL X1

S1 X3 ES3 X2 Y X1

BS1 X1

Pieces Left Over:

S1 X3

Storage



CONSUMER ASSISTANCE
1-800-432-5437 (US & Canada)
1-800-335-312 (Australia)
service.fisher-price.com

Fisher-Price, Inc. 636 Grand Avenue, East Aurora, NY 14052.
Having impaired consumers: 1-800-362-7476.

Outside the United States:
Canada: Mattel Canada Inc., 6155 Freemont Blvd.,
Mississauga, Ontario L4R 3W2; www.service.mattel.com.
Great Britain: Mattel Ltd Ltd, Norwell Business Park,
Mordenhall St, Epsom, Surrey, Surrey, Surrey, Surrey,
www.service.mattel.com/gb.
Australia: Mattel Australia Pty. Ltd., 1186 Mt Anson Road,
Richmond, Victoria 3121, Australia.
New Zealand: 16-18 William Pickering Drive,
Rangitikei, 5133, Auckland.
South Africa: Mattel South Africa (PTY) LTD, Office 102/13,
20 Midway Road, Sandton, Johannesburg 2146.

Thomas the Tank Engine & Friends™
CREATED BY BRIFF ALLCROFT
Based on the Railway Series by The Reverend W. Awdry.
©2018 Gullane (Thomas) Limited. Thomas the Tank
Engine & Friends and Thomas & Friends are trademarks
of Gullane (Thomas) Limited.
©2018 HIT Entertainment Limited. HIT and the HIT logo
are trademarks of HIT Entertainment Limited.

©2018 Mattel, ® and ™ designate U.S. trademarks of Mattel,
except as noted. **PRINTED IN CHINA.**
Mattel East Asia Ltd., Room 503-09, North Tower,
World Finance Centre, Harbour City, Tsimshatsui, HK, China.
Tel.: (852) 3185-6500.

FXX69-0970 1102043752-DOM



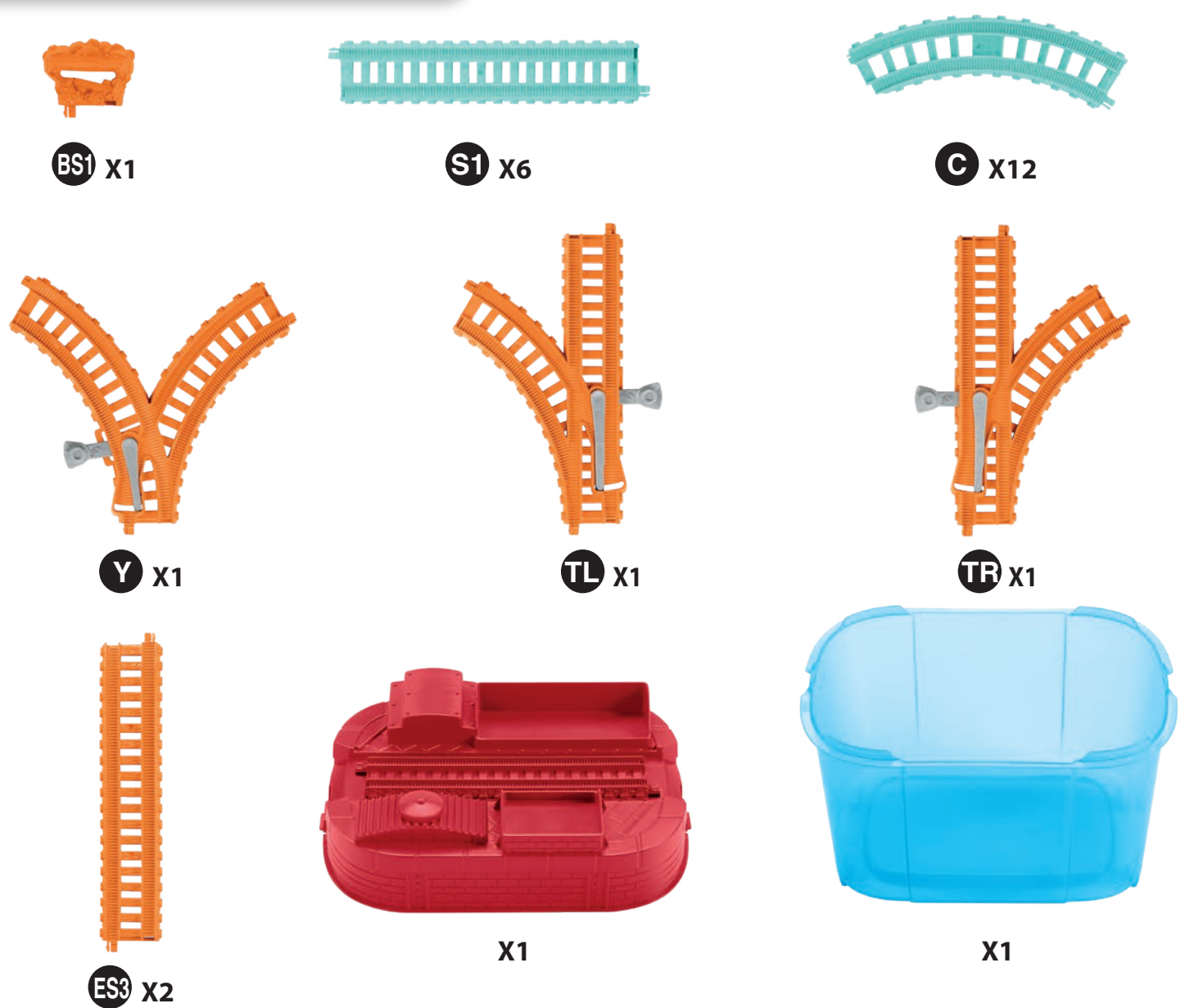
FXX69
Fisher-Price



BUILDER BUCKET INSTRUCTIONS

Keep these instructions for future reference as they contain important information.

What's Included



Helpful Hints

Track marking codes are found on the bottom of tracks.

Metal engines will not activate motorized features of TrackMaster™ playsets.

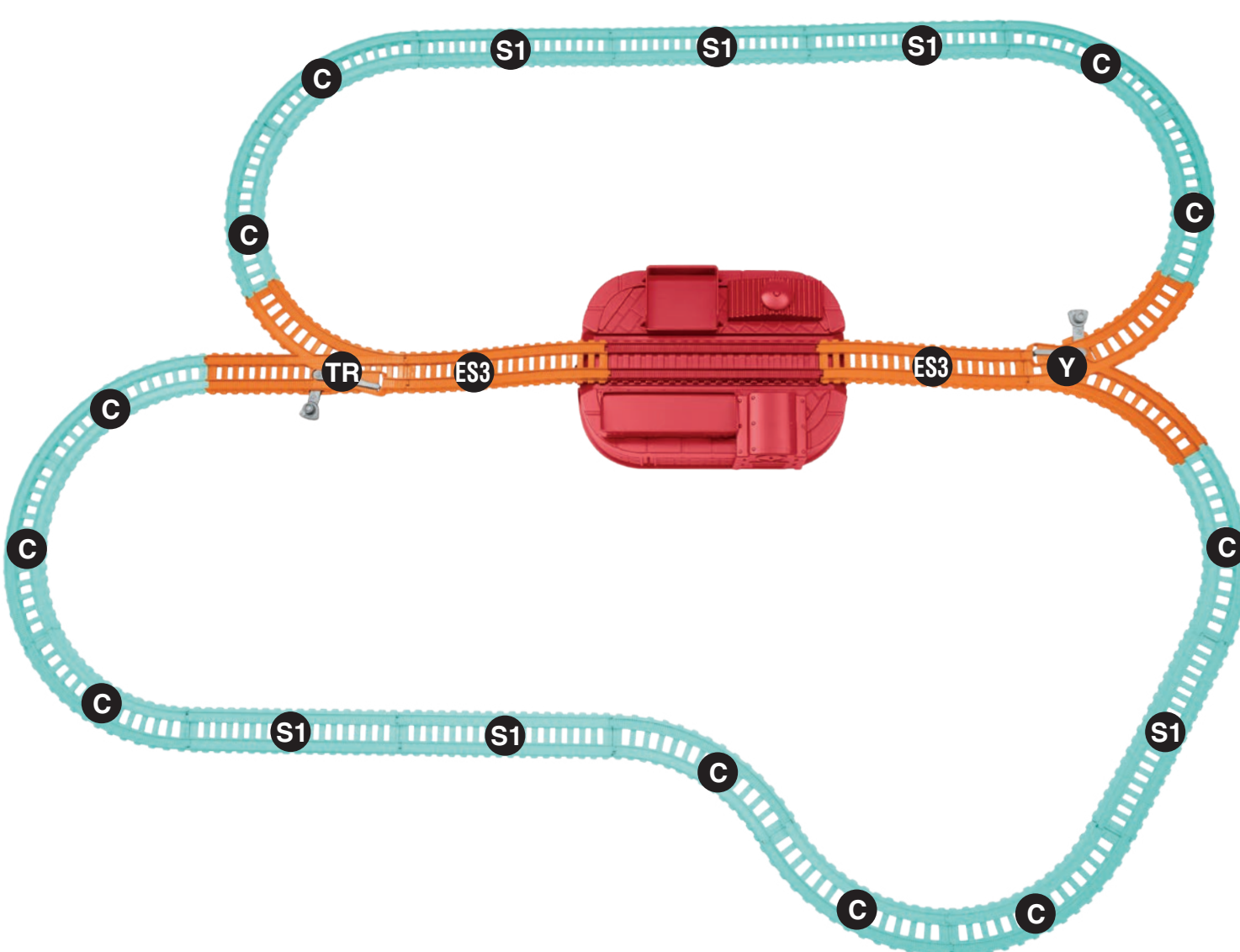
Some track sections (ES3) is intentionally curved, it is not damaged.

Note: Some engines may not work on this track set.

Unassembled.
No tools needed for assembly.

Track Layouts

Layout 1



Pieces Used:

C X11 TR X1 Y X1


S1 X6 ES3 X2

Pieces Left Over:

C X1 TL X1 BS1 X1

Track Layouts

Layout 2



Pieces Used:

C X11 TR X1 TL X1

S1 X6 ES3 X2 Y X1


BS1 X1

Pieces Left Over:

C X1

Track Layouts

Layout 3



Pieces Used:

C X9 TR X1 TL X1

S1 X1 ES3 X1 Y X1

BS1 X1

Pieces Left Over:

C X3 S1 X5 ES3 X1