



service.fisher-price.com

UNITED STATES: 1-800-432-5437.
Fisher-Price, Inc., 636 Girard Avenue,
East Aurora, NY 14052.

GREAT BRITAIN: Mattel UK Ltd, Vanwall
Business Park, Maidenhead SL6 4UB.
Helpline: 01628 500303;
www.service.mattel.com/uk.

Mattel Europa B.V., Gondel 1, 1186 MJ
Amstelveen, Nederland.

CANADA: 1-800-432-5437.
Mattel Canada Inc., 6155 Freemont Blvd.,
Mississauga, Ontario L5R 3W2.

AUSTRALIA: Mattel Australia Pty. Ltd.,
658 Church Street, Locked Bag #870,
Richmond, Victoria 3121 Australia.
Consumer Advisory Service 1300 135 312.

NEW ZEALAND: 16-18 William Pickering
Drive, Albany 1331, Auckland.

ASIA: Mattel East Asia Ltd., Room 503-09,
North Tower, World Finance Centre,
Harbour City, Tsimshatsui, HK, China.
Tel.: (852) 3185-6500.

MALAYSIA: Diimport & Diedarkan Oleh:
Mattel Southeast Asia Pte. Ltd., No
19-1, Tower 3 Avenue 7, Bangsar South
City, No 8, Jalan Kerinchi, 59200 Kuala
Lumpur, Malaysia. Tel: 03-33419052.

SOUTH AFRICA: Mattel South Africa
(PTY) LTD, Office 102 I3, 30 Melrose
Boulevard, Johannesburg 2196.

FCC STATEMENT (UNITED STATES ONLY)

This equipment has been tested and
found to comply with the limits for a Class B
digital device, pursuant to Part 15 of the FCC
rules. These limits are designed to provide
reasonable protection against harmful
interference in a residential installation.

This equipment generates uses and can
radiate radio frequency energy and, if not
installed and used in accordance with the
instructions, may cause harmful interference
to radio communications. However, there is
no guarantee that interference will not occur
in a particular installation. If this equipment
does cause harmful interference to radio or
television reception, which can be determined
by turning the equipment off and on, the user
is encouraged to try to correct the interference
by one or more of the following measures:

- Reorient or relocate the receiving antenna.
- Increase the separation between the
equipment and receiver.
- Consult the dealer or an experienced
radio/TV technician for help.

NOTE: Changes or modifications not expressly
approved by the manufacturer responsible for
compliance could void the user's authority to
operate the equipment.


This device complies with Part 15 of the FCC
Rules. Operation is subject to the following
two conditions: (1) This device may not cause
harmful interference, and (2) this device must
accept any interference received, including
interference that may cause undesired operation.

CAN ICES-3 (B)/NMB-3 (B)

Operation is subject to the following two
conditions: (1) this device may not cause
interference, and (2) this device must accept
any interference, including interference that
may cause undesired operation of the device.

L'utilisation de ce dispositif est autorisée
seulement aux conditions suivantes : (1) il ne
doit pas produire de brouillage et (2) il doit
pouvoir tolérer tout brouillage radioélectrique
reçu, même si ce brouillage est susceptible de
compromettre son fonctionnement.

Fisher-Price®



Keep this instruction sheet for future reference,
as it contains important information.
Requires four AA batteries (included). Batteries included are
for demonstration purposes only.
Battery replacement is required. Only adults should replace batteries.
Required tool for battery replacement: Phillips screwdriver (not included).
To clean, wipe with a damp cloth. Do not immerse.

©2018 Mattel.
PRINTED IN CHINA

FYL35-0970
1101973475-DOM

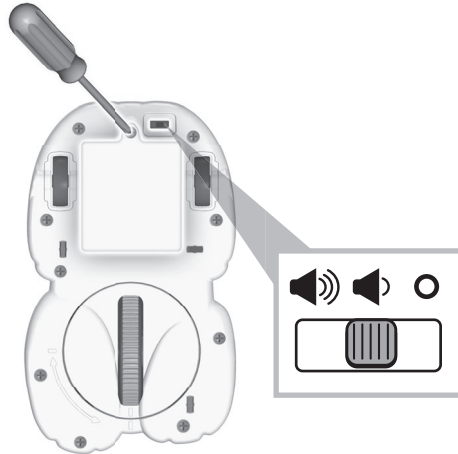
FYL35

Remark:			
Revision	Date	ID#	Changes
Primary - pr	07/24/2018	FYL35-0970-1101973475-DOM	NA

BATTERIES AND POWER-VOLUME

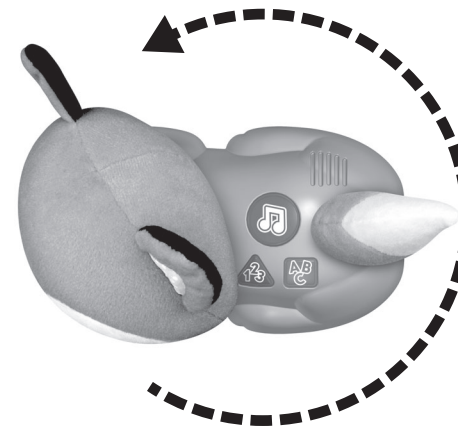


For longer life, use **alkaline** batteries.



- Loosen the screw in the battery compartment door and remove the door. Remove the exhausted batteries and properly dispose.
- Insert four, new AA (LR6) **alkaline** batteries.
- Replace the battery compartment door and tighten the screw.
- Slide the power-volume switch to:
 - ◀ ON with low volume, ▶ ON with high volume or ○ OFF.
- If this toy begins to operate erratically, you may need to reset the electronics. Slide the power-volume switch off and back on.
- When lights, sounds or motion become faint, slow or stop, it's time for an adult to change the batteries.

SIT AND SPIN



Turn the big wheel up and watch Fox spin with each button press!

- 🎵 Listen to music, songs, fun sounds, and phrases.
- ABC Hear songs, that introduce colors, letters, and shapes.
- 123 Enjoy music, fun sounds and counting with Fox!

Battery Safety Information



In exceptional circumstances, batteries may leak fluids that can cause a chemical burn injury or ruin your product. To avoid battery leakage:

- Do not mix old and new batteries or batteries of different types: alkaline, standard (carbon-zinc) or rechargeable.
- Insert batteries as indicated inside the battery compartment (+ and -).
- Remove batteries during long periods of non-use. Always remove exhausted batteries from the product. Dispose of batteries safely. Do not dispose of this product in a fire. The batteries inside may explode or leak.
- Never short-circuit the battery terminals.
- Use only batteries of the same or equivalent type, as recommended.
- Do not charge non-rechargeable batteries.
- Remove rechargeable batteries from the product before charging.
- If removable, rechargeable batteries are used, they are only to be charged under adult supervision.



Protect the environment by not disposing of this product or any batteries with household waste. This symbol indicates that this product shall not be treated as household waste. Check your local authority for recycling advice and facilities.

CRAWL AFTER PLAY



Turn the big wheel down, then press a button and watch Fox scoot away!

- 🎵 Listen to songs and phrases that encourage baby to crawl after Fox.
- ABC In this mode, Fox identifies colors and shapes. Sing-along to an alphabet song!
- 123 Count together from 1 to 10!