

**BEAM TEAM™**



## **Rock Miner™**

**Model Number G6539**



Please keep this instruction sheet for future reference,  
as it contains important information.

Requires three (LR44) button cell batteries (included).

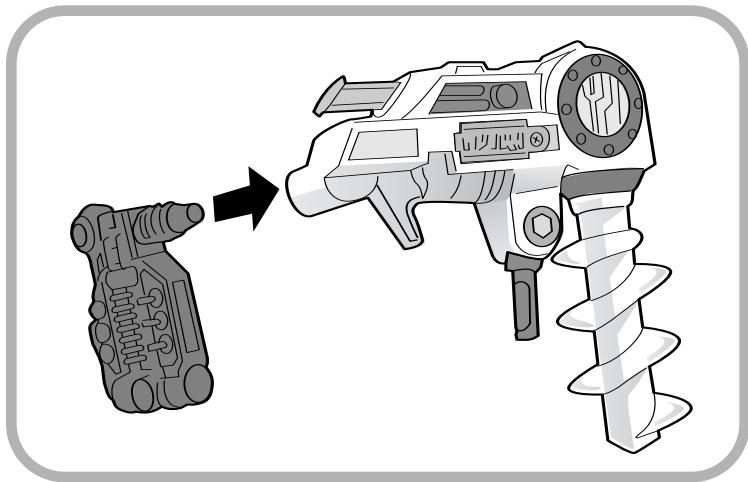
Adult assembly is required.

Tool needed for battery replacement:  
Phillips screwdriver (not included).

**Fisher-Price®**


[www.rescueheroes.com](http://www.rescueheroes.com)

# ASSEMBLY



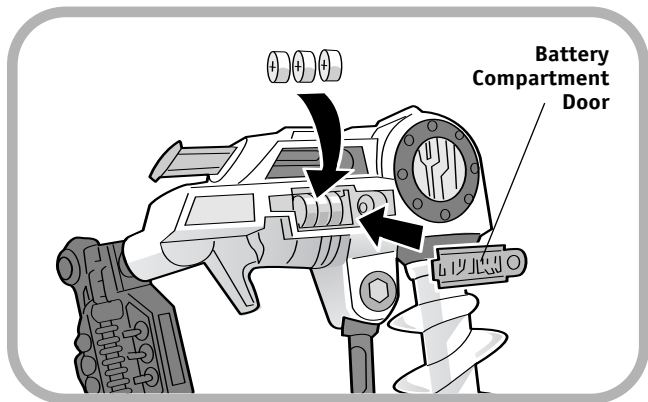
- **"Snap"** the peg on the backpack into the socket in the tool arm.

# LIGHTING THE WAY TO RESCUE!



- Press plunger on the backpack to see the drill spin and glow!

# BATTERY REPLACEMENT



- Locate the battery compartment door on the tool arm.
- Loosen the screw in the battery compartment door with a Phillips screwdriver. Remove the battery compartment door.
- Insert three, new, button cell (LR44) **alkaline** batteries.

*Hint: We recommend using **alkaline** batteries for longer battery life.*

- Replace the battery compartment door and tighten the screw with a Phillips screwdriver. Do not over-tighten.
- When lights from this toy become slow or stop, it's time for an adult to change the batteries!

## CARE

- Wipe the toy with a clean cloth dampened with a mild soap and water solution.
- Do not immerse the toy.

©2004 Mattel, Inc. All Rights Reserved. ® and ™ designate U.S. trademarks of Mattel, Inc. Fisher-Price, Inc., a subsidiary of Mattel, Inc. East Aurora, New York 14052, U.S.A.

# BATTERY SAFETY INFORMATION

**For best results, use only alkaline batteries.**



**1.5V x 3 LR44 or Equivalent**

**SHOWN ACTUAL SIZE**

Batteries may leak fluids that can cause a chemical burn injury or ruin your toy. To avoid battery leakage:

- Do not mix old and new batteries or batteries of different types: alkaline, standard (carbon-zinc) or rechargeable (nickel-cadmium).
- Insert batteries as indicated inside the battery compartment.
- Remove batteries during long periods of non-use. Always remove exhausted batteries from the toy. Dispose of batteries safely. Do not dispose of batteries in a fire. The batteries may explode or leak.
- Never short-circuit the battery terminals.
- Use only batteries of the same or equivalent type as recommended.
- Do not charge non-rechargeable batteries.
- Remove rechargeable batteries from the toy before charging.
- If removeable, rechargeable batteries are used, they are only to be charged under adult supervision.

# GET THE REST OF THE BEAM TEAM™!

Each sold separately and subject to availability.



**Sergeant Siren™**

G6534



**Jack Hammer™**

G6540



**Cole Burns™**

G6542

## Questions? We'd like to hear from you!

Call Fisher-Price® Consumer Relations, toll-free at **1-800-432-KIDS (5437)**, 8 AM - 6 PM EST Monday through Friday. Hearing-impaired consumers using TTY/TDD equipment, please call 1-800-382-7470.

Or, write to:  
Fisher-Price® Consumer Relations,  
636 Girard Avenue,  
East Aurora, New York 14052.

### For countries outside the United States:

**CANADA Questions? 1-800-567-7724.** Mattel Canada Inc., 6155 Freemont Blvd., Mississauga, Ontario L5R 3W2.

**GREAT BRITAIN** Mattel UK Ltd, Vanwall Business Park, Maidenhead SL6 4UB. Helpline: 01628 500302.

**AUSTRALIA** Mattel Australia Pty. Ltd., 658 Church Street, Locked Bag #870, Richmond, Victoria 3121 Australia.  
Consumer Advisory Service 1300 135 312.

**NEW ZEALAND** 16-18 William Pickering Drive, Albany 1331, Auckland.

**ASIA** Mattel East Asia Ltd, Room 1106, South Tower, World Finance Centre, Harbour City, Tsimshatsui, HK, China.