


FORKY

INSTRUCTIONS



1 CONTENTS




BATTERY REPLACEMENT 2

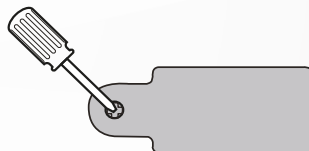
- Batteries included are for demonstration purposes only.
- Replace the batteries if sounds distort.
- Unscrew the battery cover with a Phillips head screwdriver (not included).
- Remove batteries and dispose of them safely.
- Install 3 new AG13 (LR44) button cell batteries in the battery box.
- Replace battery cover and tighten screw.
- For best performance, use only alkaline batteries.
- When exposed to an electrostatic source, the product may malfunction.

To resume normal operation, remove and reinstall the batteries.

NOTE: This product is equipped with an automatic shut-off feature that helps preserve battery life.

+  - x 3

AG13 (LR44)



©2018 Mattel. ® and ™ designate U.S. trademarks of Mattel, except as noted. Mattel, Inc., 636 Girard Avenue, East Aurora, NY 14052, U.S.A. Consumer Services 1-800-524-8697. Mattel U.K. Ltd., Vanwall Business Park, Maidenhead SL6 4UB. Helpline 01628 500303. Mattel Australia Pty., Ltd., Richmond, Victoria. 3121. Consumer Advisory Service - 1300 135 312. Mattel South Africa (PTY) LTD, Office 102 I3, 30 Melrose Boulevard, Johannesburg 2196. Mattel East Asia Ltd., Room 503-09, North Tower, World Finance Centre, Harbour City, Tsimshatsui, HK, China. Tel.: (852) 3185-6500. Diimport & Diedarkan Oleh: Mattel Southeast Asia Pte. Ltd., No 19-1, Tower 3 Avenue 7, Bangsar South City, No 8, Jalan Kerinchi, 59200 Kuala Lumpur, Malaysia. Tel: 03-33419052.

Slinky® Dog is a registered trademark of Poof-Slinky, Inc. © Poof-Slinky, LLC.

www.Disney.com

© Disney/Pixar

service.mattel.com

ASST.GDP80
GGB25-0970

