

Fisher-Price®

FXW98



THiNK & LEARN

Consumer Information



Keep this instruction sheet for future reference, as it contains important information.

Adult assembly is required. No tools needed.



Requires four AA (LR6) **alkaline** batteries (included). Batteries included are for demonstration purposes only. We recommend replacing these batteries. **For longer battery life**, use **alkaline** batteries.



Tool required to replace batteries:
Phillips screwdriver (not included).



This toy emits flashing lights at
5 - 30 cycles per second.

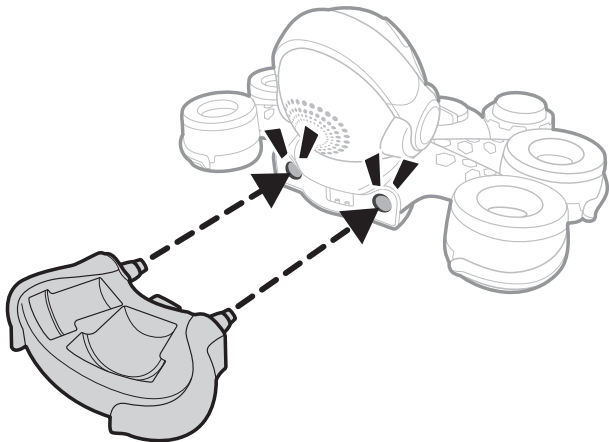


For best performance, be sure to press down on the instrument when placing in a tentacle receptacle. For other questions, please visit **service.fisher-price.com**.



Be sure to keep the tentacle receptacles and the instrument pods clean. Wipe with a damp cloth. Do not immerse.

One-time Assembly



Download our **FREE**
Rocktopus™ APP




Device not included.

Create your own
music video!



Turn On Power and Adjust Volume




 ON with
low volume

 ON with
high volume

 Off

Let's Get Rockin' Choose a Mode




 Math

 Music

 Game

Are you ready to rock (and learn)?


123 Math





Hand Rocktopus™ an instrument, take away or bop an instrument in three fun math activities!

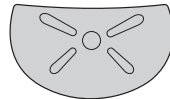
- Follow directions and either hand or take away instruments. Hear the quantity and math equation along with the musical ensemble name and a ditty!
- It's quiz time! Bop the instrument that answers the question.
- Watch and listen to Rocktopus™ count and light the instruments in a pattern. Bop the instrument that he leaves out!

Music




Hand Rocktopus™ instruments to make some music. Change the instruments to create a musical masterpiece.

- Press an instrument to hear how it sounds.
- Press the red button  to slow down the music.
- Press the green button  to speed up the music.
- Listen carefully for fun facts about instruments between songs.



Wanna hear a cool sound effect or fun phrase? Press this button!

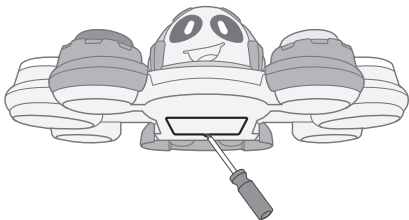
Game



Place an instrument in each tentacle and watch the tentacles light. It's your job to keep them that color. Bop the instruments that blink a different color. Ready?

- Bop faster and faster in each level to advance!
- Complete level 5 and you WIN!

Replace Batteries



- Loosen the screw in the battery compartment door and remove the door. Remove the exhausted batteries and properly dispose.
- Insert four, new AA (LR6) **alkaline** batteries.
- Replace the battery compartment door and tighten the screw. Do not over-tighten.
- If this toy begins to operate erratically, you may need to reset the electronics. Slide the power/volume switch off and back on.
- When sounds/lights become faint or stop, it's time for an adult to change the batteries.

Battery Safety Information

In exceptional circumstances, batteries may leak fluids that can cause a chemical burn injury or ruin your product. To avoid battery leakage:

- Do not mix old and new batteries or batteries of different types: alkaline, standard (carbon-zinc) or rechargeable.
- Insert batteries as indicated inside the battery compartment.
- Remove batteries during long periods of non-use. Always remove exhausted batteries from the product. Dispose of batteries safely. Do not dispose of this product in a fire. The batteries inside may explode or leak.
- Never short-circuit the battery terminals.
- Use only batteries of the same or equivalent type, as recommended.
- Do not charge non-rechargeable batteries.
- Remove rechargeable batteries from the product before charging.
- If removable, rechargeable batteries are used, they are only to be charged under adult supervision.

FCC STATEMENT (UNITED STATES ONLY)

This equipment has been tested and found to comply with the limits for a Class B digital device, pursuant to Part 15 of the FCC rules. These limits are designed to provide reasonable protection against harmful interference in a residential installation. This equipment generates uses and can radiate radio frequency energy and, if not installed and used in accordance with the instructions, may cause harmful interference to radio communications. However, there is no guarantee that interference will not occur in a particular installation. If this equipment does cause harmful interference to radio or television reception, which can be determined by turning the equipment off and on, the user is encouraged to try to correct the interference by one or more of the following measures:

- Reorient or relocate the receiving antenna.
- Increase the separation between the equipment and receiver.
- Consult the dealer or an experienced radio/TV technician for help.

NOTE: Changes or modifications not expressly approved by the manufacturer responsible for compliance could void the user's authority to operate the equipment.

This device complies with Part 15 of the FCC Rules. Operation is subject to the following two conditions: (1) This device may not cause harmful interference, and (2) this device must accept any interference received, including interference that may cause undesired operation.

CAN ICES-3 (B)/NMB-3 (B)

Operation is subject to the following two conditions: (1) this device may not cause interference, and (2) this device must accept any interference, including interference that may cause undesired operation of the device.

L'utilisation de ce dispositif est autorisée seulement aux conditions suivantes : (1) il ne doit pas produire de brouillage et (2) il doit pouvoir tolérer tout brouillage radioélectrique reçu, même si ce brouillage est susceptible de compromettre son fonctionnement.



Protect the environment by not disposing of this product or any batteries with household waste. This symbol indicates that this product shall not be treated as household waste. Check your local authority for recycling advice and facilities.



UNITED STATES: 1-800-432-5437. Fisher-Price, Inc., 636 Girard Avenue, East Aurora, NY 14052.

GREAT BRITAIN: Mattel UK Ltd, Vanwall Business Park, Maidenhead SL6 4UB. Helpline: 01628 500303; www.service.mattel.com/uk.

Mattel Europa B.V., Gondel 1, 1186 MJ Amstelveen, Nederland.

CANADA: 1-800-432-5437. Mattel Canada Inc., 6155 Freemont Blvd., Mississauga, Ontario L5R 3W2.

AUSTRALIA: Mattel Australia Pty. Ltd., 658 Church Street, Locked Bag #870, Richmond, Victoria 3121 Australia. Consumer Advisory Service 1300 135 312.

NEW ZEALAND: 16-18 William Pickering Drive, Albany 1331, Auckland.

ASIA: Mattel East Asia Ltd., Room 503-09, North Tower, World Finance Centre, Harbour City, Tsimshatsui, HK, China. Tel.: (852) 3185-6500.

MALAYSIA: Diimport & Diedarkan Oleh: Mattel Southeast Asia Pte. Ltd., No 19-1, Tower 3 Avenue 7, Bangsar South City, No 8, Jalan Kerinchi, 59200 Kuala Lumpur, Malaysia. Tel: 03-33419052.

SOUTH AFRICA: Mattel South Africa (PTY) LTD, Office 102 I3, 30 Melrose Boulevard, Johannesburg 2196.

Apple and the Apple logo are trademarks of Apple Inc., registered in the U.S. and other countries. App Store is a service mark of Apple Inc., registered in the U.S. and other countries.

Google and the Google Play logo are trademarks of Google, Inc.

Amazon and all related logos are trademarks of Amazon.com, Inc. or its affiliates.