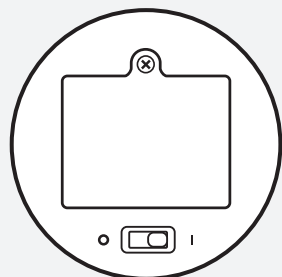



## BIRTHDAY WISH THOMAS™ INSTRUCTIONS

Keep these instructions for future reference  
as they contain important information.



Slide the power switch ON **I** or OFF **O**.



Press the button on the cake to "light" the candle  
and listen to songs and fun phrases. Blow on the  
candle and it goes out!

### REQUIRES:

Phillips screwdriver (not included) for battery installation.  
Three AAA batteries (included). Batteries included are for  
demonstration purposes only.

### BATTERY INSTALLATION:


Loosen the screw in the birthday cake battery door  
and remove the door.

Remove the batteries and properly dispose.

Insert three, new AAA (LR03) **alkaline** batteries as  
indicated inside the battery compartment.

Replace the battery door and tighten the screw.

If the birthday cake begins to malfunction, check battery  
installation. You may need to reset the electronics by  
removing the batteries and reinstalling them. If the cake  
continues to malfunction or no longer operates, remove  
the batteries and replace them with fresh batteries.



### BATTERY SAFETY INFORMATION

In exceptional circumstances batteries may leak fluids that can cause a chemical burn injury or ruin your product.

To avoid battery leakage:

- Non-rechargeable batteries are not to be recharged.
- Rechargeable batteries are to be removed from the product before being charged.
- Rechargeable batteries are only to be charged under adult supervision.
- Do not mix alkaline, standard (carbon-zinc), or rechargeable batteries.
- Do not mix old and new batteries.
- Only batteries of the same or equivalent type as recommended are to be used.
- Batteries are to be inserted with the correct polarity (+ and -).
- Exhausted batteries are to be removed from the product.
- The supply terminals are not to be short-circuited.
- Dispose of batteries safely.
- Do not dispose of this product in a fire. The batteries inside may explode or leak.

### FCC STATEMENT (UNITED STATES ONLY)

This equipment has been tested and found to comply with the limits for a Class B digital device, pursuant to Part 15 of the FCC rules. These limits are designed to provide reasonable protection against harmful interference in a residential installation. This equipment generates uses and can radiate radio frequency energy and, if not installed and used in accordance with the instructions, may cause harmful interference to radio communications. However, there is no guarantee that interference will not occur in a particular installation. If this equipment does cause harmful interference to radio or television reception, which can be determined by turning the equipment off and on, the user is encouraged to try to correct the interference by one or more of the following measures: • Reorient or relocate the receiving antenna. • Increase the separation between the equipment and receiver. • Consult the dealer or an experienced radio/TV technician for help. NOTE: Changes or modifications not expressly approved by the manufacturer responsible for compliance could void the user's authority to operate the equipment. This device complies with Part 15 of the FCC Rules. Operation is subject to the following two conditions: (1) This device may not cause harmful interference, and (2) this device must accept any interference received, including interference that may cause undesired operation.

### CAN ICES-3 (B)/NMB-3 (B)

Operation is subject to the following two conditions: (1) this device may not cause interference, and (2) this device must accept any interference, including interference that may cause undesired operation of the device.

L'utilisation de ce dispositif est autorisée seulement aux conditions suivantes : (1) il ne doit pas produire de brouillage et (2) il doit pouvoir tolérer tout brouillage radioélectrique reçu, même si ce brouillage est susceptible de compromettre son fonctionnement.



Protect the environment by not disposing  
of this product or any batteries with  
household waste. This symbol indicates  
that this product shall not be treated as  
household waste. Check your local  
authority for recycling advice and facilities.

**UNITED STATES:** 1-800-432-5437. Fisher-Price, Inc., 636 Girard Avenue, East Aurora, NY 14052.

**GREAT BRITAIN:** Mattel UK Ltd, Vanwall Business Park, Maidenhead SL6 4UB. Helpline: 01628 500303;  
www.service.mattel.com/uk.  
Mattel Europa B.V., Gondel 1, 1186 MJ Amstelveen, Nederland.

**CANADA:** 1-800-432-5437. Mattel Canada Inc., 6155 Freemont Blvd., Mississauga, Ontario L5R 3W2.

**AUSTRALIA:** Mattel Australia Pty. Ltd., 658 Church Street, Locked Bag #870, Richmond, Victoria 3121 Australia.  
Consumer Advisory Service 1300 135 312.

**NEW ZEALAND:** 16-18 William Pickering Drive, Albany 1331, Auckland.

**ASIA:** Mattel East Asia Ltd., Room 503-09, North Tower, World Finance Centre, Harbour City, Tsimshatsui, HK, China.  
Tel.: (852) 3185-6500.

**MALAYSIA:** Diimport & Diedarkan Oleh: Mattel Southeast Asia Pte. Ltd., No 19-1, Tower 3 Avenue 7, Bangsar South City, No 8,  
Jalan Kerinchi, 59200 Kuala Lumpur, Malaysia. Tel: 03-33419052.

**SOUTH AFRICA:** Mattel South Africa (PTY) LTD, Offi ce 102 I3, 30 Melrose Boulevard, Johannesburg 2196.



CREATED BY BRIT ALLCROFT

Based on the Railway Series by The Reverend W Awdry.

©2019 Gullane (Thomas) Limited.

Thomas the Tank Engine & Friends and Thomas & Friends  
are trademarks of Gullane (Thomas) Limited.

©2019 HIT Entertainment Limited. HIT and the HIT logo  
are trademarks of HIT Entertainment Limited.

©2019 Mattel. ® and ™ designate U.S. trademarks of Mattel,  
except as noted. **PRINTED IN CHINA.**

Mattel East Asia Ltd., Room 503-09, North Tower, World Finance Centre,  
Harbour City, Tsimshatsui, HK, China. Tel.: (852) 3185-6500.

GHN67-0970  
1102226870-DOM



**Fisher-Price®**

Item No : GHN67-0970-1102226870-DOM  
Version : US English  
Size : A5 double-side printing  
Paper : 100% Paper, 70 gsm  
Color : Black  
Date : 07/04/2019 (Lara Luo)