



# INSTRUCTIONS

## VIPER BRIDGE ATTACK



AGES  
4-8



**HOTWHEELS.COM**

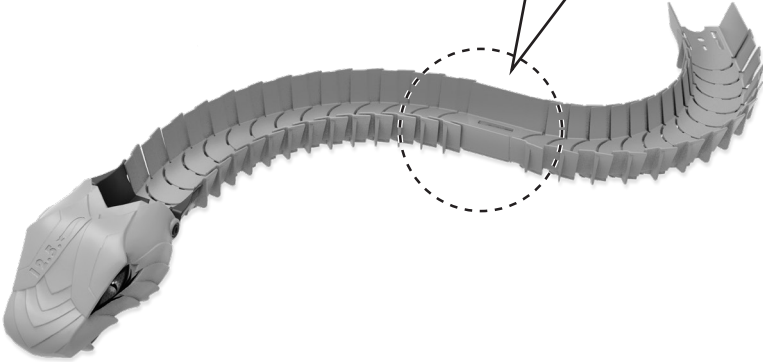
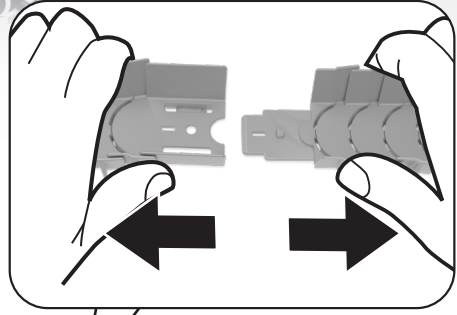


ASST.FNB05  
GJK88-0970  
1102037344-DOM


PLEASE KEEP THESE INSTRUCTIONS FOR FUTURE REFERENCE AS THEY CONTAIN IMPORTANT INFORMATION.

# SET UP

## 1. DISCONNECT TRACK PIECES.




## 2. CONNECT THE BRIDGE AND LAUNCHER.

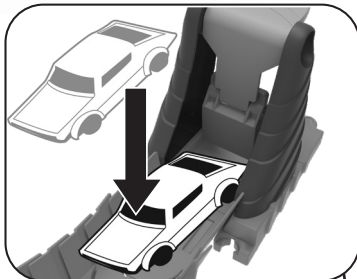


# TO PLAY

**1. OPEN MOUTH TO LOCK TONGUE INTO PLACE.**



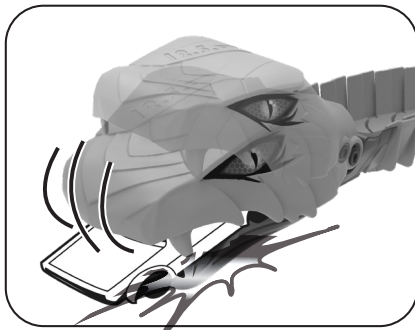
**2. LOAD CAR ONTO LAUNCHER.**



**3. SLAM TO LAUNCH AND RACE ACROSS THE ROBO-VIPER BRIDGE!**

**TIP:** PLACE LAUNCHER ON FLAT SURFACES AND ADJUST SLAMMING POWER FOR BEST PERFORMANCE.


**4. WATCH OUT! RACE OUT FAST BEFORE YOU GET BIT!**



NOT FOR USE WITH SOME HOT WHEELS® VEHICLES.


## TO PLAY (CONTD.)

- 5. BEND THE ROBO-VIPER AND LAUNCH AGAIN!  
ARE YOU FAST ENOUGH TO ESCAPE FROM ITS BITE?**



## MORE WAYS TO PLAY

**CONNECT TO HOT WHEELS® TRACKS & SETS TO BUILD YOUR OWN HOT WHEELS™ CITY!**



OTHER HOT WHEELS® TRACKS AND SETS SOLD SEPARATELY.

©2019 Mattel. Mattel, Inc., 636 Girard Avenue, East Aurora, NY 14052, U.S.A. Consumer Services 1-800-524-8697. Mattel U.K. Ltd., Vanwall Business Park, Maidenhead SL6 4UB. Helpline 01628 500303. Mattel Australia Pty., Ltd., Richmond, Victoria. 3121. Consumer Advisory Service - 1300 135 312. Mattel South Africa (PTY) LTD, Office 102 I3, 30 Melrose Boulevard, Johannesburg 2196. Mattel East Asia Ltd., Room 503-09, North Tower, World Finance Centre, Harbour City, Tsimshatsui, HK, China. Tel.: (852) 3185-6500. Diimport & Diedarkan Oleh: Mattel Southeast Asia Pte. Ltd., No 19-1, Tower 3 Avenue 7, Bangsar South City, No 8, Jalan Kerinchi, 59200 Kuala Lumpur, Malaysia. Tel: 03-33419052.