

THOMAS & FRIENDS™



INSTRUCTIONS

Keep these instructions for future reference as they contain important information.

REQUIRES:

Phillips screwdriver (not included) for battery installation.
Two AAA (LR03) **alkaline** batteries (not included).


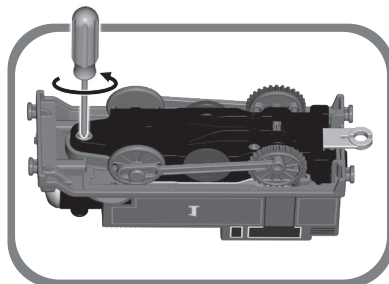
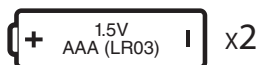
BATTERY INSTALLATION:

Access the battery compartment by loosening the screw in the bottom of the engine and separating the top half of the engine from the bottom half of the engine.

Install two AAA (LR03) **alkaline** batteries as indicated inside the battery compartment.

Re-assemble the halves of the engine and tighten the screw.

If the engine begins to malfunction, first check battery installation. You may need to reset the electronics by removing the batteries and reinstalling them. If the engine continues to malfunction or no longer operates, it's time to replace the batteries with fresh batteries. For longer life use only **alkaline** batteries.



Protect the environment by not disposing of this product or any batteries with household waste. This symbol indicates that this product shall not be treated as household waste. Check your local authority for recycling advice and facilities.

BATTERY SAFETY INFORMATION

In exceptional circumstances batteries may leak fluids that can cause a chemical burn injury or ruin your product. To avoid battery leakage:

- Non-rechargeable batteries are not to be recharged.
- Rechargeable batteries are to be removed from the product before being charged.
- Rechargeable batteries are only to be charged under adult supervision.
- Do not mix alkaline, standard (carbon-zinc), or rechargeable batteries.
- Do not mix old and new batteries.
- Only batteries of the same or equivalent type as recommended are to be used.
- Batteries are to be inserted with the correct polarity (+ and -).
- Exhausted batteries are to be removed from the product.
- The supply terminals are not to be short-circuited.
- Dispose of batteries safely.
- Do not dispose of this product in a fire. The batteries inside may explode or leak.



UNITED STATES

Fisher-Price, Inc., 636 Girard Avenue, East Aurora, NY 14052.
Consumer Services: 1-800-432-5437.

CANADA

Mattel Canada Inc., 6155 Freemont Blvd., Mississauga,
Ontario L5R 3W2. Consumer Services/Service à la clientèle :
1-800-432-5437. www.service.mattel.com.

GREAT BRITAIN

Mattel U.K. Limited, The Porter Building, 1 Brunel Way,
Slough SL1 1FQ, UK. www.service.mattel.com/uk.

NEDERLAND

Mattel Europa B.V., Gondel 1, 1186 MJ Amstelveen, Nederland.

AUSTRALIA

Mattel Australia Pty. Ltd., 658 Church Street, Locked Bag #870,
Richmond, Victoria 3121 Australia. Consumer Advisory Service
1300 135 312.

NEW ZEALAND

16-18 William Pickering Drive, Albany 1331, Auckland.

SOUTH AFRICA

Mattel South Africa (PTY) LTD, Office 102 I3, 30 Melrose
Boulevard, Johannesburg 2196.

Thomas the Tank Engine & Friends™



CREATED BY BRITT ALLCROFT

Based on the Railway Series by The Reverend W Awdry.

©2020 Gullane (Thomas) Limited. Thomas the Tank Engine & Friends
and Thomas & Friends are trademarks of Gullane (Thomas) Limited.

©2020 HIT Entertainment Limited. HIT and the HIT logo are trademarks
of HIT Entertainment Limited.

©2020 Mattel. ® and ™ designate U.S. trademarks of Mattel,
except as noted. **PRINTED IN CHINA.**

Mattel East Asia Ltd., Room 503-09, North Tower, World Finance Centre,
Harbour City, Tsimshatsui, HK, China.
Tel.: (852) 3185-6500.



fisher-price

GNB46-0970-1102296617-DOM

Item : GNB46-0970-1102296617-DOM
Size : A5
Paper : 100% Recycled paper 70 gsm
Color : 1C
Date : 4/13/2020 (Emma Wei)