THOMAS & FRIENDS™ TRAINS & CRANES SUPER TOWER

It's assembly time! Continue reading or scan to watch a step-by-step assembly video.

fisher-price.com/assembly/GXH69

INSTRUCTIONS
Keep these instructions for future reference as they contain important information.

Adult assembly required.
Tool needed: Phillips screwdriver (not included).

What's Included



Helpful Hints

Beginning at step 23, look for these icons on the track pieces. Match the icon on the track piece with the icon on the assembly.

Assembly steps marked with a star indicate a permanent assembly. Once these parts are assembled, they can't be taken apart.

Some engines may not work on this track set.

Battery Information

REQUIRES:
- Phillips screwdriver (not included) for battery installation.
- Two AA (LR03) **alkaline** batteries (not included).

BATTERY INSTALLATION
Access the battery compartment by loosening the screw in the bottom of the engine. Remove the screw and lift the battery compartment from half of the engine. Replace the batteries as indicated inside the battery compartment. Re-assemble the halves of the engine and tighten the screw. Use only batteries of the same or equivalent type as recommended.
You may need to reset the electronics by removing the batteries and reinstalling them. If the engine continues to malfunction or no longer operates, it's time to replace the batteries with fresh batteries. For longer life, use **alkaline** batteries.

BATTERY SAFETY INFORMATION
- Improper battery installation or use may leak fluids that can cause a chemical burn injury or ruin your product. To avoid battery leakage:
- Non-rechargeable batteries are not to be recharged.
- Rechargeable batteries are to be removed from the product before being charged.
- Rechargeable batteries are only to be charged under adult supervision.
- Do not mix old and new batteries (alkaline-zinc), or rechargeable batteries.
- Do not mix old and new batteries.
- Only batteries of the same or equivalent type as recommended are to be used.
- Batteries are to be inserted with the proper polarity (+ and -).
- Exhausted batteries are to be removed from the product.
- The supply terminals are not to be short circuited.
- Do not short circuit batteries.
- Do not dispose of this product in a fire. The batteries inside may explode or leak.

Protect the environment by not disposing of this product or any batteries with household waste. Dispose of this product that this product shall not be treated as household waste. Check your local authority for recycling advice and facilities.

UNITED STATES
Fisher-Price, Inc., 636 Girard Avenue, East Aurora, NY 14052.
CANADA
Consumer Services: 1-800-432-5437.
CANADA
Mattel Canada Inc., 6155 Freemont Blvd., Mississauga, Ontario L5R 3W2. Consumer Services/Service à la clientèle : 1-800-432-5437. www.service.mattel.com.
GREAT BRITAIN
Mattel UK Limited, The Porter Building, 1 Brunel Way, Slough SL1 1FQ, UK. Consumer Advisory Service: mattel.com/uk.
NEDERLAND
Mattel Europa B.V., Gondel 1, 1186 MJ Amstelveen, Nederland.
AUSTRALIA
Mattel Australia Pty. Ltd, 658 Church Street, Locked Bag 4070, Richmond, Victoria 3121 Australia. Consumer Advisory Service
1 800 806 806
NEW ZEALAND
16-18 William Pickering Drive, Albany 1331, Auckland.
SOUTH AFRICA
Mattel South Africa (PTY) LTD, Office 102 EL 30 Melrose Boulevard, Johannesburg 2196.

CREATED BY BUDDY ALLCROFT

Based on the Railway Series by The Reverend W Awdry.
©2021 Gullane (Thomas) Limited. Thomas the Tank Engine & Friends™ and Thomas & Friends™ are trademarks of Gullane (Thomas) Limited.
©2021 HIT Entertainment Limited. HIT and the HIT logo are trademarks of HIT Entertainment Limited.

©2021 Mattel. ® and ™ designate U.S. trademarks of Mattel, except as noted. **PRINTED IN MEXICO.**
Mattel East Asia Ltd., Room 503-09, North Tower, World Finance Centre, Harbour City, Tsimshatsui, HK, China. Tel.: (852) 3185-6000.

GXH69
GXH69-0870-F0000000-DOM

Assembly

Assembly

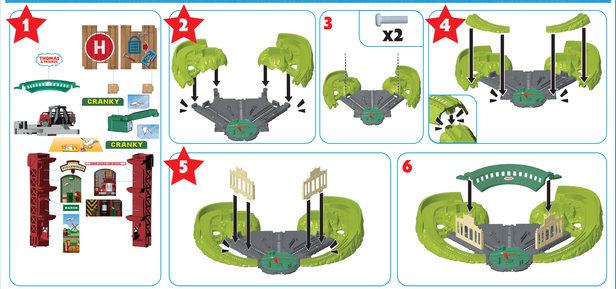

Assembly

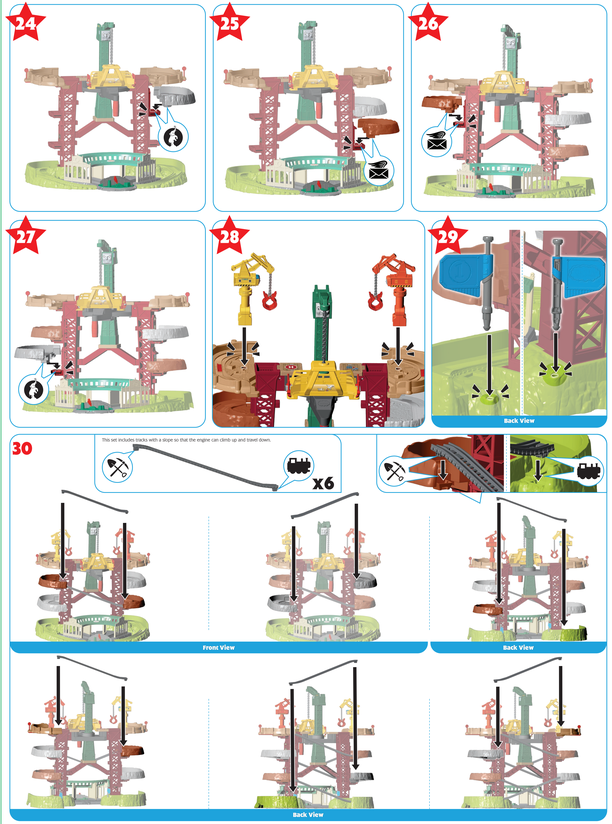

Let's Play



Front				Back			
COVER	BACK	3	4	17	18	19	20
5	6	7	8	21	22	23	24
9	10	11	12	25	26	27	28
13	14	15	16	29	30	31	32

Fold

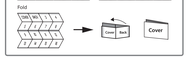

Cyan Magenta Yellow Black Dieline

Item No : GXH69-0870
TRIMSIZE: 610X1016
Size : 610 x 1016 mm
Paper : 70gsm FSC mix weathlee paper
Ink : Black
Date : 15.08.2020 (Drew Wei)