

PICTIONARY AIR™

KIDS vs. GROWN-UPS

Game



2
TEAMS

Please keep these instructions for future reference as they contain important information.

Contents: 1 Light Pen, 112 Double-Sided Cards, Card Box and Rules CARDS IN ENGLISH ONLY

DOWNLOAD THE APP

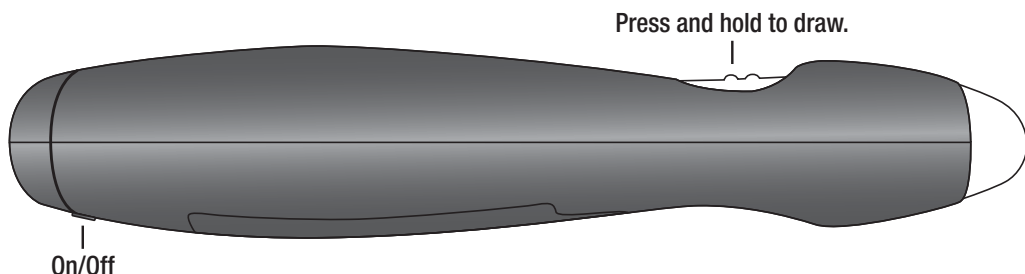
Download the Pictionary Air™ app on your smart device. Watch the quick, easy-to-follow tutorial before starting to play. NOTE: Once you download the app, you won't need to use more data to run it.



TURN ON THE Pictionary Air™ PEN

Turn the switch on the Pictionary Air™ pen to the “on” position. A red light will appear at the tip, meaning it's ready to go. Press the button on the side of the pen and the tip should turn green. This is how it will look when you are “drawing”. NOTE: You will need to switch the pen “off” when finished playing to avoid draining the battery.

Smart device and app are required to play. App is free to download. Data rates may apply.



GET READY FOR A NEW WAY TO PLAY Pictionary! OBJECT OF THE GAME

It's a head-to-head battle as kids and grown-ups take turns drawing clues in the air while their teammates guess the images that appear on the screen. The team with the most points wins!

GAME SET UP

Divide into 2 teams: kids and grown-ups. Kids go first! They select a Picturist – a player who will draw first.

HOW KIDS PLAY

The kid Picturists have clues that provide line drawings to help younger players recognize the clues and give insight on how to draw them. Some clues even show how drawing an arrow will help.

The app will give kids the option to see their drawings in “selfie mode” during gameplay. Be sure to encourage them to interact with the images after they draw!

If you are not casting to a TV and using “selfie mode”, have the kids that are guessing sit in front of the device, so they can see the screen as well.

HOW GROWN-UPS PLAY

The adult Picturists have the option to draw in selfie mode as well, but they don't have to. Playing Pictionary Air™ without seeing your drawing can be even more fun, different and hilarious. Keep in mind, looking at the image mirrored on the TV screen may only confuse you.

LET'S PLAY!


The Picturist takes a card from the deck and secretly looks at the words to be played. You only get one card per turn and cannot draw another card even if all clues have been guessed.

When the Picturist announces they are ready, the player using the app will start the timer.

To draw, make sure the **lighted pen tip is facing the handheld device**. Hold down the button on the Pictionary Air™ pen when you want to draw. Release the button when you do not. You can press and release the button as many times as you need to draw the image. You can draw symbols (including \$) and arrows, but cannot draw numbers or letters. You cannot use sounds either.


If the clue has been guessed correctly, the Picturist will announce it and the device-holder will score it on the app.

 Press this icon to add points to the active team's score.

 If the Picturist wants to restart their drawing, they say “clear!”. The device holder presses this icon to clear the screen.

When time is up, it's the next team's turn to draw and guess. Play continues, alternating teams and Picturists.

GROWN-UPS! Help the kids by holding the phone for them.



CLUE CARDS & SCORING

- Clues can be drawn in any order.
- The easier clues appear first.



• 1 point

• 2 points

- Clues can be drawn in any order.



• 2 points each

INTERACTING WITH YOUR IMAGE

You are encouraged to interact with your clues; however, this is not simply a game of charades. You must draw an image first that can be interacted with.

WINNING THE GAME

After the final round of play, the team with the most points wins!

HEY GROWN-UPS!

HERE ARE SOME TIPS FOR HELPING THE KIDS PLAY.



DRAW BIG!


Have them practice before playing and see how much space they have.



INTERACT!

Encourage them to draw a “prop” and play charades with it.

NOTE: Lighting conditions may affect your experience. Consult the Pictionary Air™ app for helpful guidelines.



CLEAR THE IMAGE!

If they are getting lost, ask them if they'd like to start over.



ADJUST THE TIMER

Adjust the timer in the app to give them more time. The grown-ups can still play using a shorter amount of time.

More tips and a gameplay tutorial are available in the app!

DOs AND DON'Ts

YOU CAN...

- Use symbols and arrows
- Interact with the image as long as you draw something first
- Draw anything related to the word, no matter how weak the link is
- Break words down into a number of syllables

YOU CANNOT...

- Use letters or numbers
- Use dashes to show the number of letters in the word
- Use sounds
- Use sign language

STRICTNESS

How precise an answer must be is up to the teams playing and should be agreed at the start of the game. For example, is “bunk” acceptable for “bunk bed”? “Enlarge” for “enlarge”?

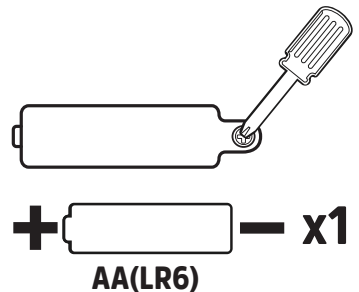
SET UP CASTING*

Cast the Pictionary Air™ app from your smart device onto your TV using an Apple TV, Chromecast or similar streaming device, following the compatible streaming device's instructions for connecting to your handheld device. If you are unable to cast, you may use compatible adaptors and accessories (not included) to connect your device directly to your TV via HDMI. Don't forget to have the Picturist face the smart device and not the TV.

* Compatible streaming device required to cast game to TV. Smart device and compatible streaming device not included. For device requirements and support updates, visit PICTIONARY.COM/SUPPORT.

BATTERY INSTALLATION

- Requires 1 AA(LR6) battery (included).
- Unscrew the battery cover with a Phillips head screwdriver (not included).
- Install 1 new AA(LR6) battery in the orientation (+/-) shown.
- Replace battery cover and tighten screw.
- For longer life, use alkaline batteries.
- When exposed to an electrostatic source, the product may malfunction. To resume normal operation, remove and re-install the batteries.



©2020 Mattel. ® and ™ designate U.S. trademarks of Mattel, except as noted. ® et ™ désignent des marques de Mattel aux États-Unis, sauf indication contraire. Mattel, Inc. 636 Girard Avenue, East Aurora, NY 14052, U.S.A. Mattel Canada Inc. Mississauga, Ontario L5R 3W2. You may call us free at/ Composez sans frais le 1-800-524-8697. Mattel France, Parc de la Cerisaie, 1/3/5 allée des Fleurs, 94260 Fresnes Cedex. N° Cristal 0969 36 99 99 (Numéro non surtaxé) ou www.lesjouetsmattel.fr. Mattel East Asia Ltd., Room 503-09, North Tower, World Finance Centre, Harbour City, Tsimshatsui, HK, China. Tel.: (852) 3185-6500. Dimport & Diedarkan Oleh: Mattel Continental Asia Sdn Bhd. Level 19, Tower 3, Avenue 7, No. 8 Jalan Kerinchi, Bangsar South, 59200 Kuala Lumpur, Malaysia. Mattel South Africa (PTY) LTD, Office 102 13, 30 Melrose Boulevard, Johannesburg 2196. Mattel Australia Pty. Ltd., 658 Church St., Richmond, Victoria, 3121. Consumer Advisory Service - 1300 135 312. Mattel Belgium, Trade Mart, Atomiumsquare, Bogota 202 - B 275, 1020 Brussels. Tel.: 0800 - 16 936. Luxembourg: 800 - 22 784. Mattel Europa B.V., Gondel 1, 1186 MJ Amstelveen, Nederland. Mattel U.K. Limited, The Porter Building, 1 Brunel Way, Slough SL1 1FQ, UK.

Apple and the Apple logo are trademarks of Apple Inc., registered in the U.S. and other countries. App Store is a service mark of Apple Inc., registered in the U.S. and other countries. Google Play and the Google Play logo are trademarks of Google LLC.

GXX04-2B70
1102507158-2LB

