


Fisher-Price®

PowerTouch™

LEARNING SYSTEM

Learn to Write
Numbers



Getting Started

1. Be sure the **reset switch** (located on the back of the unit) is in the **On** position.
2. Insert the **cartridge** into the **cartridge port**.
3. With the book closed, fit one end of the book binding into the top of the unit. Lower the other end of the binding into the bottom of the unit.
4. Press the **On/Off button** and slide the **volume switch** to a comfortable listening level.
5. Use **your finger** to touch words and pictures and much more!
6. Use the **stylus** to write on the Doodle Pro™ writing surface.

Hint: The unit is equipped with a headphone jack for private listening. Be sure your headphones (not included) are equipped with a 3.5 mm pin.

Using the Doodle Pro™ Writing Surface




IMPORTANT! Before first-time use, completely darken the Doodle Pro™ writing surface with the stylus. Then, slide the eraser lever from side to side to clear the screen. Repeat the procedure several times to enable the screen to create the clearest, darkest images.



- Practice writing numbers on the left side of the page.
- Place the stylus (or your finger) on the yellow dot. Now, trace the lines in order (1,2,3 etc.) to form the number.

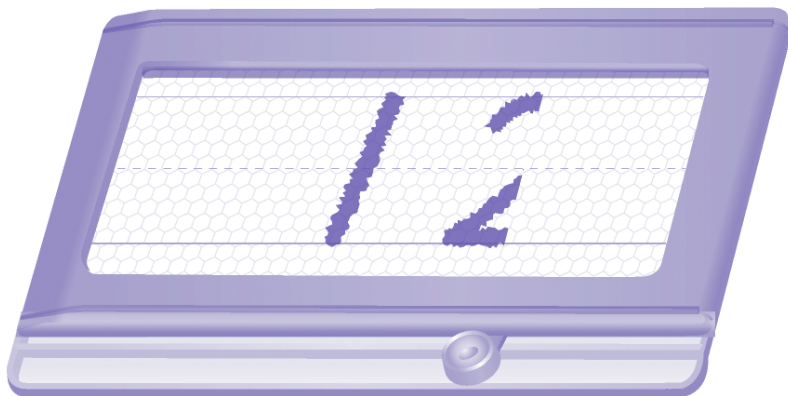
Using the Doodle Pro™ Writing Surface

- Flip the Doodle Pro™ writing surface onto the right side of the page.
- Lay the film over the writing surface.
- Trace the dots with the stylus to create numbers.



- Remove the film and write numbers on your own.

Using the Doodle Pro™ Writing Surface



- Slide the eraser lever from side to side to clear the screen.

Activities



Words — Touch individual words and pictures to hear them identified.



Phonics — Touch a word to hear it sounded out.




Spelling — Touch a word to learn how it is spelled.



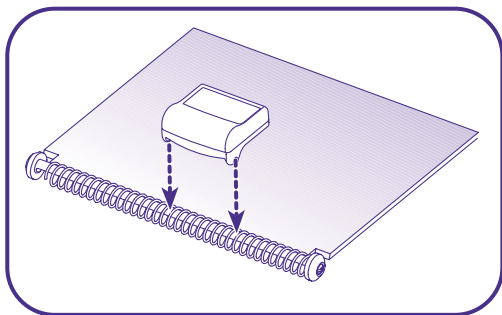
Count — Count the objects on the page.

For Best Results



1. Use **one finger** to touch words and pictures on the pages.
2. Use only the stylus included. Do not use any other object on the Doodle Pro™ writing surface.
3. Do not rest hands or arms on the pages. Each page is “touch sensitive” and the unit “reads” everything that touches the page.
4. Do not apply heavy pressure or force to the Doodle Pro™ writing surface. Heavy pressure can damage the writing surface.
5. Make sure the unit is used on a **flat** surface.
6. The unit may not recognize the book page if the book is not properly positioned in the unit. Check to be sure it's not upside down or crooked in the unit.
7. The unit may also not recognize the book page if you have the wrong cartridge in the cartridge port. Match the title on the book cover with the title on the cartridge.
8. If the unit does not function properly, slide the **reset switch** on the back of the unit **Off** and then **On** again.
9. When sounds become faint or there are no sounds at all (and the volume is all the way up) or the unit does not function properly (and you have already reset the unit), it's time to replace the batteries in the unit! Replace **all four** batteries with fresh, “AA” (LR6) **alkaline** batteries.

Storage



The cartridge is designed to clip to the binding for storage! Simply press the edge of the cartridge anywhere on the binding.

Hint: Slide the clip on the end of the stylus into the slot in the top of the Doodle Pro™ drawing surface.

Consumer Information

Questions?

Call Fisher-Price® Consumer Relations, toll-free at **1-800-432-5437**, 8 AM - 6 PM EST Monday through Friday. Hearing-impaired consumers using TTY/TDD equipment, please call 1-800-382-7470. Visit us on-line at www.service.mattel.com.

Write to:
Fisher-Price, Inc.
Consumer Relations
636 Girard Avenue
East Aurora, New York 14052

For countries outside the United States:

CANADA: Questions? 1-800-432-5437. Mattel Canada Inc., 6155 Freemont Blvd., Mississauga, Ontario L5R 3W2; www.service.mattel.com.

GREAT BRITAIN: Mattel UK Ltd, Vanwall Business Park, Maidenhead SL6 4UB.
Helpline: 01628 500302.

AUSTRALIA: Mattel Australia Pty. Ltd., 658 Church Street, Locked Bag #870, Richmond, Victoria 3121 Australia. Consumer Advisory Service 1300 135 312.

NEW ZEALAND: 16-18 William Pickering Drive, Albany 1331, Auckland.

ASIA: Mattel East Asia Ltd, Room 1106, South Tower, World Finance Centre, Harbour City, Tsimshatsui, HK, China.

www.fisher-price.com

Fisher-Price, Inc., a subsidiary of Mattel, Inc., East Aurora, NY 14052 U.S.A.
©2003 Mattel, Inc. All Rights Reserved. ® and ™ designate U.S. Trademarks of Mattel, Inc.