

PHASE 10™

40 YEARS

40th ANNIVERSARY CARD GAME • JUEGO DE CARTAS DEL 40º ANIVERSARIO • JEU DE CARTES 40e ANNIVERSAIRE • 40 ANOS DO JOGO DE CARTAS



card game



Phase 10™ is played in a series of rounds in which players attempt to build combinations of cards known as “Phases.” When someone “goes out” by both playing a completed Phase and getting rid of their remaining cards, the round ends. If you didn’t finish building your Phase before the round ended, you must try to build the same Phase again. The race is on to finish your 10th Phase first!

OBJECT

Be the first player to complete all 10 Phases.

CONTENTS

108 cards as follows:

96 numbered cards – 2 sets of 1-12 in green, yellow, red, and orange

8 Wild Cards

4 Skip Cards

6 Phase Reference Boards

6 Phase Trackers

SETUP

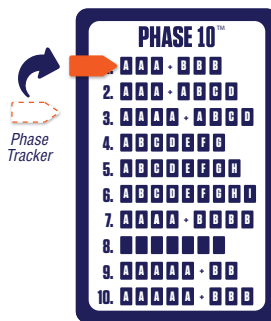
Choose one player to be the first dealer. The dealer hands one Phase Reference Board (which lists all 10 Phases) and one Phase Tracker (plastic pointer) to each player. Everyone slides their Phase Tracker onto the edge of their board so it points to the first Phase. Whenever someone completes a Phase, they will advance their Phase Tracker to the next Phase.

The dealer then shuffles the deck and deals 10 cards, facedown, to each player. Players can look at their cards but should hold them so other players can’t see them.

Place the remaining deck facedown in the center of the play area to form a draw pile.

Turn the top card of the draw pile over and place it beside the draw pile to start a discard pile.

The player to the left of the dealer goes first. Play proceeds in a clockwise direction.



Phase Reference Board

LET'S PLAY!

Each player’s turn follows these four steps:

1. **Draw a card.**
2. **Lay down a Phase (if possible).**
3. **Play cards on completed Phases by “hitting” (if possible).**
4. **End your turn by discarding one card.**

We will look at each step in detail below.

STEP 1: DRAW A CARD

On your turn, draw one card, either the top card from the draw pile or the top card from the discard pile, and add it to your hand.

STEP 2: LAY DOWN A PHASE

If you are able to make a Phase with the cards in your hand, lay the Phase down, faceup on the table. **Each player can only make one Phase per round.** During the first round, all players try to complete Phase 1.

What Is a Phase?

A Phase is a combination of cards made up of sets, runs, cards of all one color, or a combination of sets and runs.

DEFINITIONS

SETS: A set is made of two or more cards with the same number, in any combination of colors.

EXAMPLE: Phase 1 is “2 sets of 3,” which could be three 7s and three 10s. The two sets could also be the same number, e.g., three 10s and three more 10s.

RUNS: A run is made of four or more cards numbered in consecutive order, in any combination of colors.

EXAMPLE: Part of Phase 2 requires “1 run of 4,” which could be 3, 4, 5, 6.

ALL ONE COLOR: The cards are all the same color, but they do not need to be in numerical order.

EXAMPLE: Phase 8 requires “7 cards of 1 color,” which could be seven red cards or seven green cards, etc.

These are the ten Phases in order:

1. 2 sets of 3
2. 1 set of 3 + 1 run of 4
3. 1 set of 4 + 1 run of 4
4. 1 run of 7
5. 1 run of 8
6. 1 run of 9
7. 2 sets of 4
8. 7 cards of 1 color
9. 1 set of 5 + 1 set of 2
10. 1 set of 5 + 1 set of 3

1.

A	A	A
---	---	---

 +

B	B	B
---	---	---
2.

A	A	A
---	---	---

 +

A	B	C	D
---	---	---	---
3.

A	A	A	A
---	---	---	---

 +

A	B	C	D
---	---	---	---
4.

A	B	C	D	E	F	G
---	---	---	---	---	---	---
5.

A	B	C	D	E	F	G	H
---	---	---	---	---	---	---	---
6.

A	B	C	D	E	F	G	H	I
---	---	---	---	---	---	---	---	---
7.

A	A	A	A
---	---	---	---

 +

B	B	B	B
---	---	---	---
8.

--	--	--	--	--	--	--	--
9.

A	A	A	A	A
---	---	---	---	---

 +

B	B
---	---
10.

A	A	A	A	A
---	---	---	---	---

 +


B	B	B
---	---	---

Making A Phase

- Phases must be made IN ORDER, from 1 to 10.
- You can only make one Phase per round.
- You must have the whole Phase in hand before laying it down.
- You receive credit for making a Phase as soon as you lay it down (you do not need to win the round by “going out” to proceed to the next Phase).
- If you fail to make a Phase before the round ends, you must try to make the same Phase again in the next round. As a result, players may not all be working on the same Phase in the same round.

EXAMPLE: You are trying to make Phase 1. You have three 5s and two 7s, and you draw another 7. You now have “2 sets of 3,” and you may lay them down. In the next round, you will begin working on Phase 2.


Special Cards



Wild Cards - A Wild card may be used in place of a number card or may be used as any color to complete a Phase.

EXAMPLE: A player wants to make a run of 4, but only has cards 3, 4, and 6. The player uses a Wild card as a 5 to complete the run. Or, a player has 6 green cards, and uses a Wild card as a green card to complete Phase 8.

- Players can use as many Wild cards as they want when completing a Phase, as long as they use at least one numbered card.
- Once a Wild card has been played in a Phase, it cannot be removed from that Phase for the rest of the round.
- If the dealer starts the discard pile with a Wild card, the card may be picked up by the first player.



Skip Cards - Skip cards have only one purpose, to cause another player to lose a turn. To use, simply discard the Skip card on your turn by placing it in front of the player you've chosen to skip instead of placing it on the discard pile. That player will be skipped on their next turn. When it is the skipped player's turn, that player's only action is to take the Skip card and place it on the discard pile. It is then the next player's turn.

- Playing a Skip card counts as a discard and ends your turn.
- A Skip card may never be picked up from the discard pile.
- A Skip card may never be used in making a Phase.
- If the dealer starts the discard pile with a Skip card, the first player's first turn is automatically skipped.
- A Skip card may not be played against a player with a Skip card in front of them.

STEP 3: HITTING

After making a Phase, you must try to get rid of any cards that remain in your hand so you can go out and win the round, which ends the round for everyone (see GOING OUT below). Hitting is how you do this. As soon as you have made your Phase, you may "hit" by putting a card or cards from your hand directly on any matching Phase that has been laid down.

- Before you can make a hit, **your own Phase must already be laid down.**
- You may hit only during your turn.
- You may make as many hits as possible, playing multiple cards from your hand on multiple Phases.
- You may hit your own cards, another player's cards, or both, as long as the cards you play properly fit with the cards already laid down.

EXAMPLE: You may add one or more 4s to any player's existing set of 4s. You may add a 2 to any player's existing run of 3, 4, 5, 6. You may also add a 7 and an 8 to this run, if you have them. You may add one or more green cards to a player's seven green cards in Phase 8. You may also add a Wild card to any of these card situations.

STEP 4: DISCARD ONE CARD TO END YOUR TURN

End your turn by discarding one of your cards faceup onto the top of the discard pile.

GOING OUT (ENDING THE ROUND)

After laying down a Phase, players try to “go out” as soon as possible. Going out ends the round for everyone. To go out, you must get rid of all your remaining cards by hitting on existing Phases, discarding your last card onto the discard pile, or a combination of both. The player to go out first wins the round. The winner of the round, **and any other players who also completed their Phase**, advance their Phase Trackers to the next Phase on their Phase Reference Board (moving it from Phase 1 to Phase 2, etc.) and will try to complete that Phase during the next round. Players then total the cards left in their hands (the fewer cards left in your hand, the better!).

Remember, if you did not complete your Phase before another player went out, you must work on the same Phase again during the next round

SCORING

You will need paper and pencil to keep a running total for each player. The winner of the round scores zero (players want to get the lowest score). All remaining players score points against them for any cards still in their hands, as follows:

- 5 points for each card numbered 1-9
- 10 points for each card numbered 10-12
- 15 points for each Skip card
- 25 points for each Wild card

Only the cards in a player's hand are scored, not cards already laid down. After the scores are recorded, the player to the left of the dealer becomes the new dealer. All cards are gathered and shuffled, and a new round begins.

WINNING THE GAME

The first player to complete Phase 10 at the end of a round is the winner. If two or more players complete their 10th Phase in the same round, then the player with the fewest total points is the winner. In the event of a tie, the players that tied replay the 10th Phase. The first one to go out is the winner.

VARIATIONS

1. The players play 10 rounds. All players advance to the next Phase each time, whether they complete the current Phase or not. Thus, in round one, players try for Phase 1, then in round two they all try for Phase 2, etc. After ten rounds, the player with the lowest total score is the winner.
2. Players decide how many Phases must be completed to win (e.g. five Phases or seven Phases). The number of Phases to be completed must be decided before play starts. All other rules remain the same. This variation allows for a shorter version.

The Phase 10 trademark is registered to Kenneth R. Johnson in the US, and registered to Mattel outside the US.

© 1982 Kenneth R. Johnson. All rights reserved.

Phase 10 est une marque déposée aux États-Unis de Kenneth R. Johnson, et de Mattel à l'extérieur des États-Unis.

© 1982 Kenneth R. Johnson. Tous droits réservés.

HHR41-4B70_4LB

? service.mattel.com



©2021 Mattel. ® and ™ designate U.S. trademarks of Mattel, except as noted. ® et ™ désignent des marques de Mattel aux États-Unis, sauf indication contraire. Mattel, Inc., 636 Girard Avenue, East Aurora, NY 14052, U.S.A. Consumer Services 1-800-524-8697. Mattel Canada Inc., Mississauga, Ontario L5R 3W2. You may call us free at / Composez sans frais le 1-800-524-8697. Mattel Europa B.V., Gondel 1, 1186 MJ Amstelveen, Nederland. Mattel U.K. Limited, The Porter Building, 1 Brunel Way, Slough SL1 1FQ, UK. Mattel Australia Pty. Ltd., 658 Church St., Richmond, Victoria, 3121. Consumer Advisory Service - 1300 135 312. Mattel East Asia Ltd., Room 503-09, North Tower, World Finance Centre, Harbour City, Tsimshatsui, HK, China. Tel.: (852) 3185-6500. Diimport & Diedarkan Oleh: Mattel Continental Asia Sdn Bhd. Level 19, Tower 3, Avenue 7, No. 8 Jalan Kerinchi, Bangsar South, 59200 Kuala Lumpur, Malaysia. Mattel South Africa (PTY) LTD, Office 102 I3, 30 Melrose Boulevard, Johannesburg 2196. Importado y distribuido por Mattel de México, S.A. de C.V., Miguel de Cervantes Saavedra No. 193, Pisos 10 y 11, Col. Granada, Alcaldía Miguel Hidalgo, C.P. 11520, México, Ciudad de México. R.F.C. MME-920701-NB3. Tels.: 59-05-51-00 Ext. 5206 ó 01-800-463-59-89. Mattel Chile, S.A., Avenida Américo Vespucio 501-B, Quilicura, Santiago. Tel.: 1230-020-6213. Servicio al consumidor Venezuela: Tel.: 0-800-100-9123. Mattel Argentina, S.A., Av. Libertador 1000, Piso 11 – Oficinas 109 y 111, Vicente López – Prov. Buenos Aires. Tel.: 0800-666-3373. Mattel Colombia, S.A., Calle 123#7-07 P.5, Bogotá. Tel.: 01800-710-2069. Mattel Perú, S.A., Av. Juan de Arona # 151, Centro Empresarial Juan de Arona, Torre C, Piso 7, Oficina 704, San Isidro, Lima 27, Perú. RUC: 20425853865. Reg. Importador: 02350-12-JUE-DIGESA. Tel.: 0800-54744. E-mail Latinoamérica: Servicio.Clientes@Mattel.com. Distribuido por : Mattel do Brasil Ltda.- CNPJ : 54.558.002/0001-20 - Rua Verbo Divino, 1488 - 2º. Andar - 04719-904 - Chácara Santo Antônio - São Paulo - SP - Brasil. Serviço de Atendimento ao Consumidor: fone 0800 575 0780. E-mail: sac.matteldobrazil@matte.com. Mattel France, Parc de la Cerisaie, 1/3/5 allée des Fleurs, 94260 Fresnes Cedex. N° Cristal 0969 36 99 99 (Numéro non surtaxé) ou www.lesjouetsmattel.fr. Mattel España, S.A., Aribau 200. 08036 Barcelona. cservice.spain@mattel.com Tel: 900 102 390 <http://www.service.mattel.com/es>.

