

UNO ULTIMATE

Card Game

MARVEL

Contents in English



7+



2-4

HHV87

UNO ULTIMATE™ IN A NUTSHELL

If you can't be a Superhero at least you can play UNO® like one! Each player chooses the identity of a Marvel character who has powers you can use on EVERY TURN! After you choose your character, you play the game with a corresponding Character Deck.

In the UNO Ultimate™ game you match colors, numbers and symbols just like classic UNO®. Each Character Deck has a special power and Wild Cards designed just for that character. There's also a Danger Deck with "Event" cards and "Enemy" cards that can really change the game! Like any great superhero battle, there's gonna be a lot of powers and stuff flying around, so buckle-up and pay attention!

OBJECTIVE

Be the first player to get rid of all the cards in your hand.

OR

Be the last player with cards in your Character Deck.

CONTENTS

228 Cards - including 4 Character Decks, 4 Character Cards, and 1 Danger Deck (32 Danger Cards.)

1 Box Topper (4 Foil Cards).

GAME COMPONENTS



CHARACTER CARDS

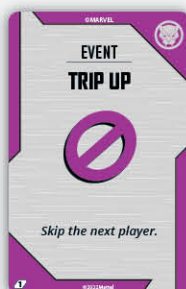


CHARACTER DECKS

DANGER DECK



Enemy Card



Event Card

**COLLECTIBLE
FOIL CARDS!**

See "FOIL CARDS"
section for more
information.



BEFORE THE BATTLE BEGINS

THE FIRST TIME YOU PLAY

Unwrap each deck but **DON'T SHUFFLE THEM YET!**

EVERY TIME YOU PLAY

1. Choose which Superhero character you wish to play and find the Character Deck with that character's images. **NOTE:** if there are less than four people playing, take any Character Decks not being used and return them to the box. They won't be needed in this game.
2. Separate your Character Deck from the purple "Enemy" and "Event" cards.
3. Combine each player's purple "Enemy" and "Event" cards, and then shuffle them to form one Danger Deck (remember, **ONLY** use the purple cards that are associated with the Superheroes being used in the game).
4. Remove the Character Card from your deck and place it near you so all the other players can see it.
5. **SHUFFLE** your Character Deck.
6. Take the top seven cards from your Character Deck to form your hand, and then place the remaining cards face-down in front of you to form your Character Deck Draw Pile.

LET'S TALK

UNO Ultimate™ has some important keywords you'll need to know in order to play:

Add Take the number of cards indicated from your Character Deck and **add** them to your hand.

Draw Draw the required amount (such as a "Draw 2" Card) from your Character Deck Draw Pile and lose your turn.

Burn Take the number of cards indicated from the top of your Character Deck and put them face-up in a pile, known as the Burn Pile, next to your Character Deck.

Note: Burning cards must always be burned one at a time and placed face-up in the Burn Pile.

*Note: Sometimes a card will instruct you to **burn** cards from your hand instead of your Character Deck. Unless the location is specified, **burn** always means from your Character Deck.*

Recover Take the number of cards indicated one at a time from the top of your Burn Pile (unless otherwise specified) and place them on the bottom of your Character Deck.



Burned Cards
Face Up



Character Deck
Face Down

DANGER DECKS



Danger Play Area
Danger Discard Pile



PLAYER 4



Enemy Location



PLAYER 1

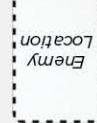
Draw Pile Character Card



Central Play Pile



PLAYER 3



PLAYER 2

Draw Pile Character Card

LET THE BATTLE BEGIN

The youngest player goes first. Play any card from your hand face-up to the middle of the playing area to begin a Discard Pile that all players will share.

Play begins in clockwise order (unless a Reverse Card was played, in which case it begins in counter-clockwise order).

ON YOUR TURN

Here is the sequence of steps you will take:

Start of Your Turn:

- Resolve any start-of-turn effects from attacking Enemies (see Enemy Cards section), Events (see Event Cards section), Action Cards, or opponent-controlled character powers.
- If you have a character power that activates at the start of your turn, you may activate it now.

Play:

- Play a card from your hand.
- If you have a character power that activates based on the card you played, resolve its effects now.

Battle:

- If you have an Enemy attacking you and the card you played satisfies the Enemy's defeat cost, defeat the Enemy.

Danger:

- If the card you played to the Discard Pile shows a Danger Icon, flip over the top card of the Danger Deck and resolve its effects.

End of Turn:

- Resolve any end-of-turn effects.

WHEN YOU ARE READY TO PLAY A CARD

If you HAVE a matching card in your hand, you may PLAY IT on the Discard Pile.

You may play a card from your hand matching the top card of the Discard Pile by color, number, or symbol.

If you play an Action Card, it does something special (see Action Cards section).

You may choose to draw a card instead of playing one, even if you have a playable card in your hand.

If you DO NOT HAVE a matching card, DRAW ONE CARD from your Character Deck.

If your new card can be played you may play it now.

If your new card cannot be played, add it to your hand.

When your turn ends, play continues to the next player in turn order.

CALLING UNO!

The moment you only have 1 card in your hand, you must yell "UNO" to alert the other players you are about to win.

However, if someone catches you and calls out "UNO" before you (and before the next player begins their turn), then you must draw 2 cards!

©2022 Mattel. ® and ™ designate U.S. trademarks of Mattel; except as noted. ® et ™ désignent des marques de Mattel aux États-Unis, sauf indication contraire. Mattel, Inc. 636 Girard Avenue, East Aurora, NY 14052, U.S.A. Mattel Canada Inc. Mississauga, Ontario L5R 3W2. You may call us free at/ Composez sans frais le 1-800-524-8697. Mattel France, Parc de la Cerisaie, 1/3/5 allée des Fleurs, 94260 Presnes Cedex. N° Cristal 0969 36 99 99 (Numéro non surtaxé) ou www.lesjouetsmattel.fr. Mattel East Asia Ltd., Room 503-09, North Tower, World Finance Centre, Harbour City, Tsimshatsui, HK, China. Tel.: (852) 3185-6500. Diimport & Diedarkan Oleh: Mattel Continental Asia Sdn Bhd. Level 19, Tower 3, Avenue 7, No. 8 Jalan Kerinchi, Bangsar South, 59200 Kuala Lumpur, Malaysia. Mattel South Africa (PTY) LTD, Office 10213, 30 Melrose Boulevard, Johannesburg 2196. Mattel Australia Pty. Ltd., 668 Church St., Richmond, Victoria, 3121. Consumer Advisory Service - 1300 135 312. Mattel Belgium, Trade Mart, Atomiumsquare, Bogota 202 - B 275, 1020 Brussels. Tel.: 0800 - 16 936. Luxembourg: 800 - 22 784. Mattel Europa B.V., Gondel 1, 1186 MJ Amstelveen, Nederland. Mattel U.K. Limited, The Porter Building, 1 Brunel Way, Slough SL1 1FQ, UK.



©MARVEL



HHV87-2B70_2LB

WINNING

There are two ways to win:

- 1 If you get rid of all the cards in your hand, you **WIN!**
- 2 If you are the last player with cards in your Character Deck, you **WIN!**

NOTE: If the last card you play to win has a Danger Icon on it, you **DO NOT** have to draw a Danger Card. You still win.

LOSING

- 1 If your Character Deck ever runs out of cards you are **OUT OF THE GAME.**
- 2 If another player gets rid of all the cards in their hand.

AFTER THE GAME

- 1 Remember to match each Character Deck with its corresponding Danger Deck cards for easy set up in another session.

ACTION CARDS

NOTE: Action Cards can be played on other Action Cards of the same type (for example, if the top card of the Discard Pile is a yellow Reverse, you can play a Reverse of any color on top of it.) Wild Cards can be played on top of any card.



Draw Two

The next player must draw 2 cards and lose their turn.



Reverse

When played, the direction of play is reversed. If play was moving clockwise, it now moves counterclockwise and vice versa.



Skip

The next player loses their turn. Attacking Enemies does not affect you if you are skipped.

NOTE: If you are waiting to have your turn skipped and you get hit by any other effect that would

skip you or cause you to lose a turn, that effect is ignored.



Wild

A Wild Card can be played on anything so you can play them no matter what card is on the Discard Pile, and then you get to choose the color that continues play. The Wild Cards in your Character Deck have special instructions. Read the instructions and then perform them.

Wild Card Name


Instructions

DANGER ICON

Some cards have a "Danger" icon on them. When you play a card with a Danger Icon turn over the top card of the Danger Pile.



Danger Icon



DANGER DECK

There are two kinds of cards in the Danger Deck

ENEMY CARDS

When you draw an Enemy Card, place it in front of your Character Card. This Enemy is now attacking your character. If an Enemy Card is already there it is replaced by the new one. Move the previous Enemy to the Danger Deck Discard Pile (this does NOT count as “defeating” the Enemy).

An Enemy is only defeated when the player plays a card that matches the type of card listed in the “To Defeat” section.

An Enemy cannot be defeated on the turn it is drawn.

Each Enemy has its own defeat cost. Wild Cards cannot be used to defeat an Enemy unless the defeat cost specifically shows a Wild Symbol.”

DEFEAT COST SYMBOLS


When you see one or more of these symbols in the “To Defeat” section at the bottom of an Enemy Card, that is the cost you must pay to defeat that Enemy.

NOTE: If there is more than one symbol, you only need to match one of them to defeat the Enemy.



When an Enemy is defeated, place the card in the Danger Deck Discard Pile.

The Enemy Card will tell you:



- 1 What Superhero is associated with this Enemy.
- 2 Who the Enemy is.
- 3 What to do first when the card is flipped over.
- 4 Special rules you must follow while the Enemy is attacking you.
- 5 How to defeat the Enemy.
- 6 Indicates what edition of UNO Ultimate™ the card is associated with.

Example

To defeat “Play a [Red Card Symbol]”.

This means that if/when you play a red card this Enemy is defeated.

EVENT CARDS

An Event Card immediately forces one or more players to take an action.

After the action on the Event Card has been taken, the Event is considered completed. Place the card in the Danger Discard Pile.

NOTE: If the Danger Deck runs out of cards, simply gather the cards from the Danger Deck Discard Pile, shuffle them and then create a new Danger Deck.

The Event Card will tell you:



What Superhero is associated with this Event.

Event Name.

What action to take.

CHARACTER CARDS

Each character in the UNO Ultimate™ card game has a special power you may choose to use during your turn. These powers sometimes come at cost or require some action to trigger them. Also, attacking Enemies can temporarily alter your ability to use them.

The Character Card will tell you:



The Superhero's name.

The name of the power, what cost you must pay to use the power, and what the power does when you enable it.

BLACK PANTHER

Black Panther is in it for the long haul by trying to stay in the game as long as possible. As Black Panther's ability comes from defeating Enemies, you will want to hold onto your Danger Icon Cards and play them when you have cards in your Burn Pile. You might not always get an Enemy when you play them but you don't want to waste the chance at recovering cards early on by defeating Enemies.



CAPTAIN MARVEL

Captain Marvel is always looking for the right strategy to do the most damage. With her character power letting her always have the right color to play, use it to never miss your plays. Change the color when you can to prevent other players from being able to defeat their attacking Enemies. Sometimes you may want to use her power to change the color to play a powerful Action Card such as a Skip or Draw Two.



IRON MAN

Iron Man always likes to be on the attack. Iron Man wants to burn as many cards as possible from the other players decks, and try to eliminate multiple players at a time to win. So, you want to play as many Danger Icon Cards as you can to keep the pressure on. Keep in mind that every time you play a Danger Icon Card you will have to flip a Danger Card.



THOR

Thor is great at attacking other players and trying to eliminate them one at a time. When playing as Thor you want to decide either to focus on one player at a time or spread out your Wild Cards to affect all players. That means when you play your Wild Cards you want to make sure you are using them to change the active color to get the most effectiveness out of your character power.



FOIL CARDS

Every UNO Ultimate™ Core package comes with its own set of 4 Foil cards kept in "blind bags" so you never know which ones you're gonna get!

These cards are collectible versions of the Wild and Character Cards you use in the actual game. You can keep them separate for collecting or you can swap them out with their matching non-foil versions to make an extra-flashy deck! There are 5 levels of rarity indicated by a colored dot in the bottom-right corner of the card.

● Common ● Uncommon ● Rare ● Super Rare ● Ultra Rare

You can find them in other UNO Ultimate™ games, in UNO Ultimate™ Add-On packs and even specially marked classic UNO® packages.

Other games and Add-On packs sold separately, subject to availability. Certain products may not be available in every country.



ADVERTISEMENT: WANT TO ADD MORE SUPERHEROES TO THE BATTLE?

There are UNO Ultimate™ Add-On packs you can buy that let you play as other Superheroes. If you are using the cards from an Add-On Pack, make sure all the cards in the game are for the Superheroes currently playing. For example, if you swap out Thor for Spider-Man, make sure there are no Thor-themed Danger Cards left in the game.

Packs sold separately, subject to availability. Add-on packs may not be available in every country.