



CARD GAME

Contents

112 Cards - including a Special Rule card – see the Action Cards section for details.

Object

Be first to get rid of all the cards in your hand.

Set Up

1. Choose a dealer and shuffle the cards.
2. Deal 7 cards to each player.
3. Place the remaining cards **FACEDOWN** in the center of the table. This is the **DRAW PILE**.
4. Flip over the top card of the **DRAW PILE** and place it **FACEUP** to form the **DISCARD PILE**. If this card is an Action Card, ignore it and flip over the next card.
5. The player to the left of the dealer goes first and play proceeds clockwise.

Let's Play UNO®!

On your turn, you try to get rid of your cards by playing **ONE CARD** onto the Discard Pile.

If you **HAVE** a matching card in your hand, you may **PLAY IT** on the Discard Pile.

1. You can only play a card if it matches at least one attribute of the top card on the Discard Pile: its color, number, or symbol.
2. If the card you played is an Action Card, it does something special!
(see *Action Cards* below)

If you **DO NOT HAVE** a matching card, **DRAW ONE CARD** from the Draw Pile.

1. If your *new* card can be played, then you may play it now.
2. You may choose to draw a card instead of playing one, even if you have a playable card in your hand.

Once you play or draw a card, play continues with the next player.

NOTE: If there are no cards left in the Draw Pile, reshuffle the Discard Pile to form a new Draw Pile.

Calling UNO!

The moment you only have 1 card in your hand, you must yell “UNO” to alert the other players you are about to win.

However, if someone beats you to it and calls out 'UNO' before the next player takes their turn then you must draw 2 cards!

Winning

When a player plays their final card, they win. Time to shuffle the cards and play again!

Action Cards



Draw Two card - When played, the next player must draw 2 cards and lose their turn.



Reverse card - When played, the direction of play is reversed. If play was moving clockwise, it now moves counterclockwise and vice versa.



Skip card - When played, the next player loses their turn.



Wild card - This card matches anything so you can play it no matter what card is on the Discard Pile. When you play a Wild card, you also get to choose the color that continues play.



Wild Ice The Kicker Card - When you play this card, the next player in order must successfully “kick a field goal” or draw 3 cards. If the “football” goes between the “goalposts,” the kick is good! If it does not, the kick is no good and they must draw three cards. This card is also a wild card, so you choose the color that resumes play. (see section **How To Fold And Kick The Paper Football**)



Wild Draw Four card - This card matches anything so you can play it no matter what card is on the Discard Pile. However, there's a catch: you can only play a Wild Draw Four if you **DO NOT HAVE ANY CARD IN YOUR HAND THAT MATCHES THE COLOR OF THE DISCARD PILE**.

When played, the next player has 2 options: Draw 4 cards and lose their turn OR challenge.

If the player challenges you, then you must show them your entire hand to confirm whether or not you have a card that matches the color of the discard pile – Wild cards are considered a match, too.

- If you **DO NOT** have a card that matches color: the challenger draws 6 cards instead of 4 and loses their turn.
- If you **DO** have a card that matches color: **YOU** must draw 4 cards and they draw none.

This card is also a Wild card, so you get to choose the color that continues play (regardless of the outcome of any challenge).

Keeping Score (Optional Victory Method)

When a player wins a hand, they receive points based on the cards remaining in their opponent's hands.

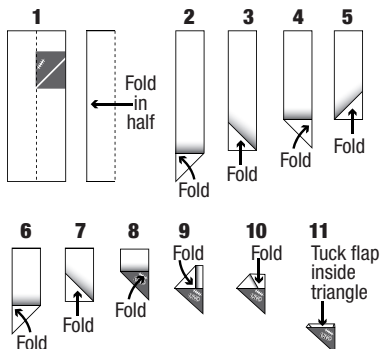
Cards are valued as follows:

All number cards (0-9)	Face Value
Any Action Card	20 Points
	- Skip, Reverse, Draw 2	
Any Wild Card	50 Points
	- Wild, Wild Draw 4, Wild Ice The Kicker	

Keep a running tally of each player's points from hand to hand. When a player reaches 500 points, they are the winner.

How To Fold And Kick The Paper Football



First, fold the Instruction Sheet into a paper "football" NOTE: you may also use other paper you have on hand, the guidelines should still work.



Once the paper football is ready, form a "goalpost" with your thumbs touching and your index fingers sticking straight up. The player who must kick the field goal places the triangular paper "football" on one of its corners, holding it in place with a finger from their non-kicking hand about two feet away from your "goalposts."



Next, the kicker uses their other hand to "kick" the "football" through the "goalposts." This is done by flicking the "football" with their finger, sending it in the air toward the "goalposts."



©NFLP

©2023 Mattel. ® and ™ designate U.S. trademarks of Mattel, except as noted. Mattel, Inc., 636 Girard Avenue, East Aurora, NY 14052, U.S.A. Consumer Services 1-800-524-8697. Mattel U.K. Limited, The Porter Building, 1 Brunel Way, Slough SL1 1FQ, UK. Mattel Australia Pty. Ltd., 658 Church St., Richmond, Victoria, 3121. Consumer Advisory Service - 1300 135 312. Mattel South Africa (PTY) LTD, Office 102 13, 30 Melrose Boulevard, Johannesburg 2196. Hong Kong: Kids Kingdom Limited, Room 1908-9, Gala Place, 56 Dundas Street, Mongkok, Kowloon, Hong Kong. Customer Care line: (852)2782-0766. Taiwan: Chickabiddy Company Limited, 5/F, No. 186, Section 4, Nanjing East Road, Taipei 10595, Taiwan. Customer Care line: (02)2578-1188. Mainland China: Mattel Barbie (Shanghai) Trading Co., Ltd. Units 4701-4711, 47F, 2 Grand Gateway, 3 Hong Qiao Road, Shanghai, 200030, P.R.C. Customer Care line: 400-819-8658. Diimport & Diedarkan Oleh: Mattel Continental Asia Sdn Bhd. Level 19, Tower 3, Avenue 7, No. 8 Jalan Kerinchi, Bangsar South, 59200 Kuala Lumpur, Malaysia.

? service.mattel.com

HPW20-0970_DOM



Games