

fisher-price®



HWG75

3-in-1 On the Go Camper

Before You Begin



Keep these instructions for future reference as they contain important information.

Clean with a damp cloth. Do not immerse.



Adult assembly is required (because we needed to fit this toy in the box).



25

Plan on about 25 minutes for assembly.



You'll need a Phillips screwdriver (not included) for assembly and battery installation. Do not over-tighten the screws.



x3

Three AA (LR6) **alkaline** batteries are required (not included).

Alkaline batteries make this toy work longer before you need to change them. When sound or lights become faint or stop, it's time for an adult to change the batteries.

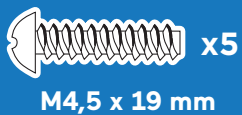


Need some help with assembly?

Use your smart device to scan the code. No app required!

In camera mode, focus on the code. Then tap the pop-up to watch how to assemble the toy.

Assembled Parts




⚠ CAUTION:

This package contains small parts. For adult assembly only.

Assembly

1




Press down to ensure the wall is snapped.

2



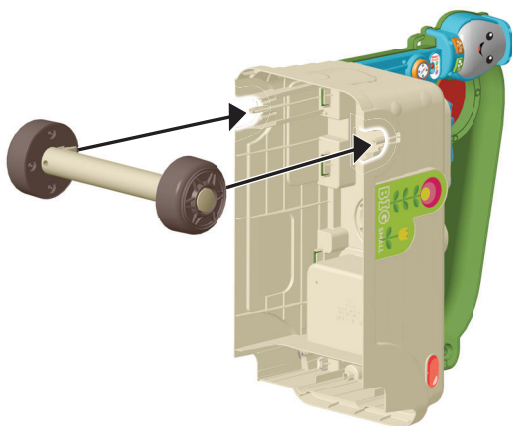
Assembly

3



Carefully lift the assembly.

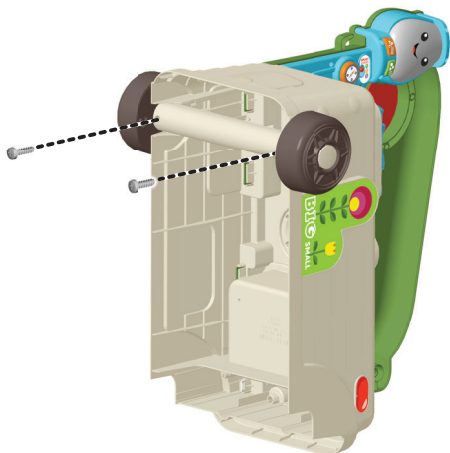
4



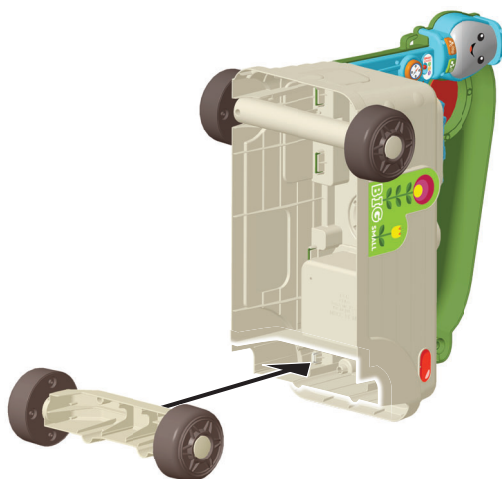
5

Assembly

5




6



Assembly

7




8



Carefully lower the assembly onto the wheels.

Install Batteries




Locate the battery door on the side of the camper wall.

Loosen the screw in the battery door and remove the door.

Insert three, new AA (LR6) **alkaline** batteries. Make sure you insert the batteries correctly!

Replace the battery door and tighten the screw.

Power-Volume and Mode Switches



Slide to turn power ON with low volume ◀), ON with high volume ▶▶) or OFF ○.

You may need to reset the electronics if this toy begins to operate erratically. Slide the power-volume switch off and back on.

SMART STAGES.




- 1 Explore** – Enjoy fun sounds, music, first words and phrases that introduce opposites, colors, shapes, the alphabet and counting!
- 2 Encourage** – Along with sounds, phrases and songs about colors, numbers and camping activities, listen for a fun prompt followed by a reward!
- 3 Pretend** – Listen to engaging songs and phrases that inspire imaginative play!

Let's Go on an Adventure!

A! A is for...



Triangle, circle, square...



North, south...



Vroom!

Battery Safety Information

In exceptional circumstances, batteries may leak fluids that can cause a chemical burn injury or ruin your product. To avoid battery leakage:

- Do not mix old and new batteries or batteries of different types: alkaline, standard (carbon-zinc) or rechargeable.
- Insert batteries as indicated inside the battery compartment (+ and -).
- Remove batteries during long periods of non-use. Always remove exhausted batteries from the product. Dispose of batteries safely. Do not dispose of this product in a fire. The batteries inside may explode or leak.
- Never short-circuit the battery terminals.
- Use only batteries of the same or equivalent type, as recommended.
- Do not charge non-rechargeable batteries.
- Remove rechargeable batteries from the product before charging.
- If removable, rechargeable batteries are used, they are only to be charged under adult supervision.

FCC STATEMENT (UNITED STATES ONLY)

This equipment has been tested and found to comply with the limits for a Class B digital device, pursuant to Part 15 of the FCC rules. These limits are designed to provide reasonable protection against harmful interference in a residential installation. This equipment generates uses and can radiate radio frequency energy and, if not installed and used in accordance with the instructions, may cause harmful interference to radio communications. However, there is no guarantee that interference will not occur in a particular installation. If this equipment does cause harmful interference to radio or television reception, which can be determined by turning the equipment off and on, the user is encouraged to try to correct the interference by one or more of the following measures:

- Reorient or relocate the receiving antenna.
- Increase the separation between the equipment and receiver.
- Consult the dealer or an experienced radio/TV technician for help.

NOTE: Changes or modifications not expressly approved by the manufacturer responsible for compliance could void the user's authority to operate the equipment. This device complies with Part 15 of the FCC Rules. Operation is subject to the following two conditions: (1) This device may not cause harmful interference, and (2) this device must accept any interference received, including interference that may cause undesired operation.

CAN ICES-3 (B)/NMB-3 (B)

Operation is subject to the following two conditions: (1) this device may not cause interference, and (2) this device must accept any interference, including interference that may cause undesired operation of the device.

L'utilisation de ce dispositif est autorisée seulement aux conditions suivantes : (1) il ne doit pas produire de brouillage et (2) il doit pouvoir tolérer tout brouillage radioélectrique reçu, même si ce brouillage est susceptible de compromettre son fonctionnement.



Protect the environment by not disposing of this product or any batteries with household waste. This symbol indicates that this product shall not be treated as household waste. Check your local authority for recycling advice and facilities.

**UNITED STATES**

Fisher-Price, Inc., 636 Girard Avenue, East Aurora, NY 14052. Consumer Services: 1-800-432-5437.

CANADA

Mattel Canada Inc., 6155 Freemont Blvd., Mississauga, Ontario L5R 3W2 Consumer Services/Service à la clientèle : 1-800-432-5437. www.service.mattel.com.

GREAT BRITAIN

Mattel U.K. Limited, The Porter Building, 1 Brunel Way, Slough SL1 1FQ, UK. www.service.mattel.com/uk.

NEDERLAND

Mattel Europa B.V., Gondel 1, 1186 MJ Amstelveen, Nederland.

AUSTRALIA

Mattel Australia Pty. Ltd., 658 Church Street, Locked Bag #870, Richmond, Victoria 3121 Australia. Consumer Advisory Service 1300 135 312.

NEW ZEALAND

16-18 William Pickering Drive, Albany 1331, Auckland.

SOUTH AFRICA

Mattel South Africa (PTY) LTD, Office 102 I3, 30 Melrose Boulevard, Johannesburg 2196.

Let's be kids

HWG75-0970
1103159577-DOM

©2023 Mattel.
PRINTED IN MEXICO