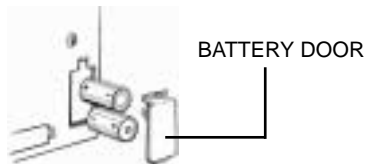


Spin the reels by using a smooth, gentle pull on the handle. Let go of the handle immediately after the mechanism releases. NEVER jerk or pull the handle in a rough manner.

Always wait for the reels to stop before pulling the handle. Always clear all the coins from the coin drop opening before pulling the handle again.

## INSERTING THE BATTERIES

Remove the battery door by pressing the tab down. Insert two (2) 'C' (LR14) batteries (we recommend alkaline) with the correct battery polarity (+, -) and insert as illustrated below. Replace the battery door and close.



**ADULT SUPERVISION IS RECOMMENDED WHEN CHANGING BATTERIES.**

## CAUTION

- **As with all small batteries, the batteries used with this game should be kept away from small children who might still put things in their mouths. If a battery is swallowed, consult a physician immediately.**
- **Be sure you insert the battery correctly and always follow the game and battery manufacturer's instructions.**
- **Do not dispose of batteries in fire.**
- **Batteries might leak if improperly installed, or explode if recharged, disassembled or heated.**

## MAINTENANCE

- Handle this game carefully.
- Store this game away from dusty or dirty areas.
- Keep this game away from moisture or extreme temperature.
- Do not disassemble this game. If a prob-

lem occurs, remove and replace the batteries to reset the game, or try new batteries. If problems persist, consult your warranty card for replacement instructions.

- Use only the recommended battery type.
- Do not mix old and new batteries.
- Do not mix alkaline, standard (carbon-zinc) or rechargeable (nickel-cadmium) batteries.
- Do not use rechargeable batteries.
- Do not attempt to recharge non-rechargeable batteries.
- Remove any exhausted batteries from the game.
- Do not short-circuit the supply terminals.
- Insert batteries with the correct polarity.

**Please retain this for future reference.**



**RADICA:®**

©2001 COPYRIGHT RADICA GAMES LTD.  
ALL RIGHTS RESERVED

E



## INSTRUCTION MANUAL

MODEL 630 P/N 82356800 Rev.A

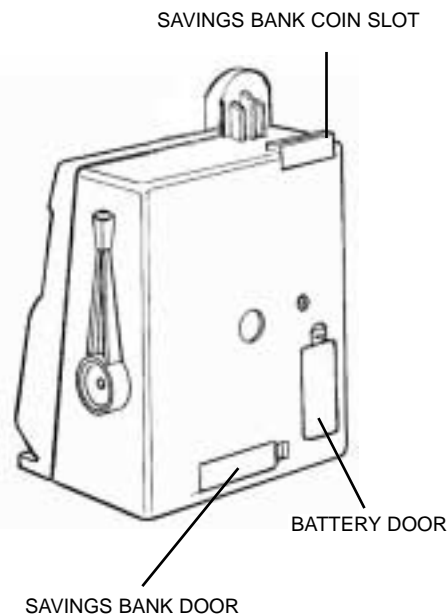
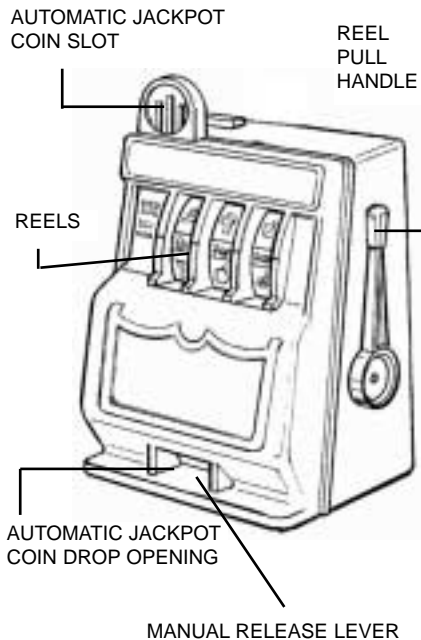
For 1 player / Ages 8 and Up  
Not a Gambling Device

## INTRODUCTION

The RADICA BUCKAROO Savings Bank allows you to enjoy the fun and excitement of Las Vegas at home. Pull the lever and see the reels spin just like your favorite casino machines! Get a combination of any BAR or horse-shoe across the center of the reels and you win the Jackpot. When you hit a winner, the bell will sound and the jackpot will pay out automatically (if you have inserted coins in the Automatic Jackpot coin slot).

This Savings Bank has been designed to realistically imitate the sound, appearance and action of a real machine and does not require coins to operate.

**PLEASE NOTE:** This bank cannot be used as a gambling device.



## INSTRUCTIONS

Batteries are required for the bell sound on a winning jackpot. See illustration on the back for battery installation instructions. Leave the batteries out if sound is not desired.

This bank accepts 95% of the World's coins. Coins inserted into the Savings Bank coin slot (top rear slot) will drop into a compartment in the back of the bank. Remove the Savings Bank door to collect any saved coins.

Coins inserted into the Automatic Jackpot coin slot (top front slot) will be released on any winning jackpot. The coins can be released at any time by pushing the manual release lever in the coin drop opening.