




# TRACER ACE™



MODEL 9804 • TRACER ACE™  
For 1 Player / Ages 8 and Up

## INSTRUCTION MANUAL

### **your unit's survival depends on you!**

The air is alive with the roar of bomber engines and explosions of gunfire! The skies are filled with red-hot tracers that trail your .50 caliber rounds on their way to a piercing engagement with an enemy bomber. You are looking through the sights of your anti-aircraft gun as another squadron of bombers approaches from the horizon when the Captain yells, "Hey Ace, take out the left flank or we've had it!" No problem — you're known around here as the "Tracer Ace!"

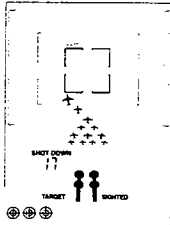
### **The objective of the game**

The object of the game is to survive a series of air raids by enemy planes. In each mission, you will have to use all your survival skills to target enemy planes while simultaneously avoiding the bombs they're dropping with your name on them. If you can complete every mission, you will become the "Tracer Ace." But don't think it's that easy — there are over 350 bombers and hundreds of bombs between you and "Ace" status.

### **Initial Start up and New Game**

Prepare yourself for ten different missions, each mission becoming progressively faster and harder.

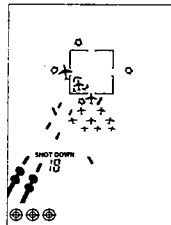
#### **SIGHT 'EM**



from one gun position at a time, but you can move and fire from any one of the three gun placements.

Start your first mission by squeezing the ON/START/FIRE (Trigger) button to "wake" the game. Press NEW GAME and start firing. You have at your disposal, three gun placements. You will only be able to fire

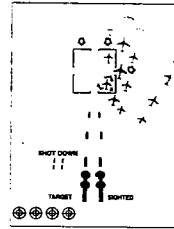
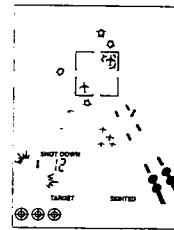
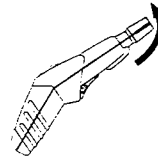
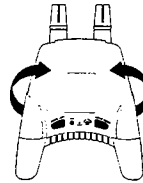
#### **BLAST 'EM**



Enemy planes will approach from the bottom of the LCD display. As soon as an enemy plane has been sighted, maneuver the plane into the targeting area represented by the sighting brackets on the LCD. Once an airplane has been successfully maneuvered into the center brackets, blast 'em! But beware, as soon as the airplanes enter the center targeting brackets, the bombs will start falling! You must dodge the bombs in order to keep your guns active.

### **Targeting the enemy**

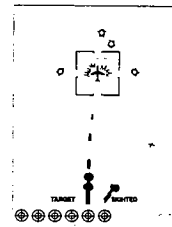
1. Turn your guns Left and Right by tilting the game.
2. Re-target planes flying overhead by tilting the front of the game upward.



### **The Bonus rounds**

After rounds 2, 4, 6, and 8, you will have the opportunity to regain full operational status of your guns. A timed bonus period will begin after each of the above rounds. Each bonus round is as follows:

Round	Obstacle/Target	Time
2	5 enemy planes	45 sec.
4	Multiple bombs	45 sec.
6	5 enemy planes	30 sec.
8	Multiple bombs	30 sec.



### **Bonus round example screens**

If you successfully complete the bonus round, your guns will be restored to full power. If you have lost a gun because of excessive bomb hits, the gun will be replaced if you successfully complete the bonus round of play. If you fail to complete the bonus round, play will continue with no deductions for failure.