

Fisher-Price®

J0236

Please keep this instruction sheet for future reference, as it contains important information.

Requires two "AA" (LR6) **alkaline** batteries (not included) for operation.

Adult assembly is required.

Tool required for battery installation:
Phillips screwdriver (not included).



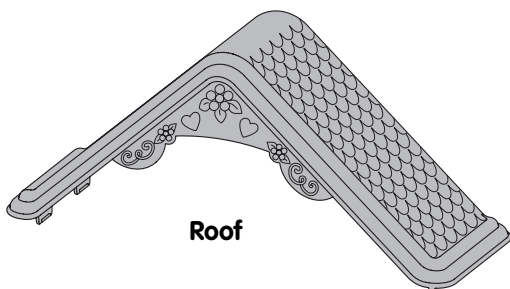
J0237



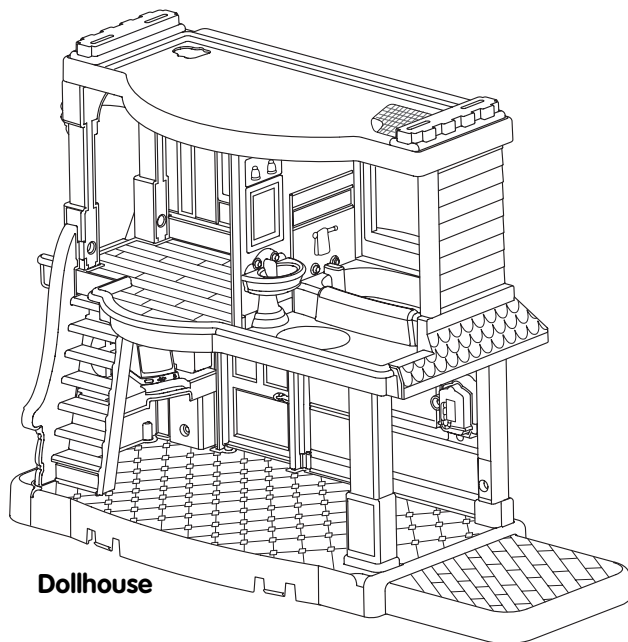
My First Dollhouse™

www.fisher-price.com

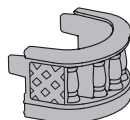
Parts



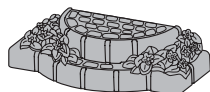
Roof



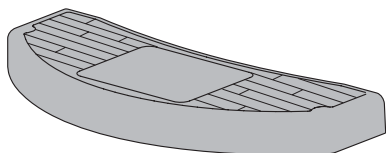
Dollhouse



Balcony



Porch

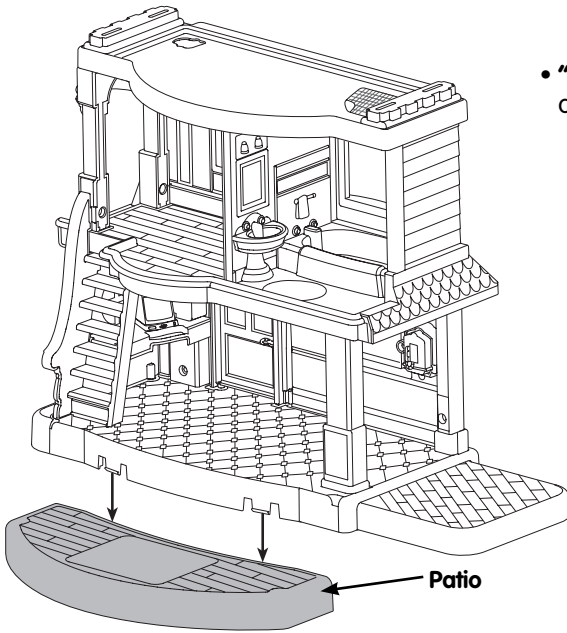


Patio

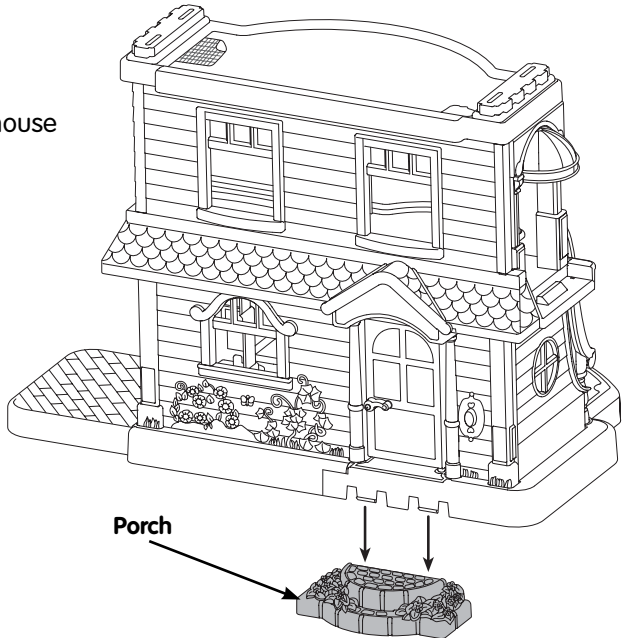
PARTS NOT SHOWN:
Kitchen Center
Toilet
Table
2 Chairs
3 Figures

Assembly

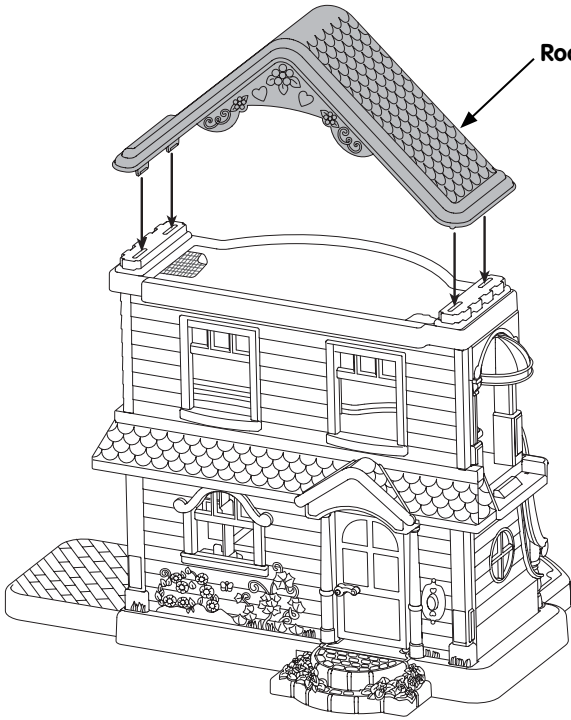
- **"Snap"** the dollhouse onto the patio.



- **"Snap"** the dollhouse onto the porch.



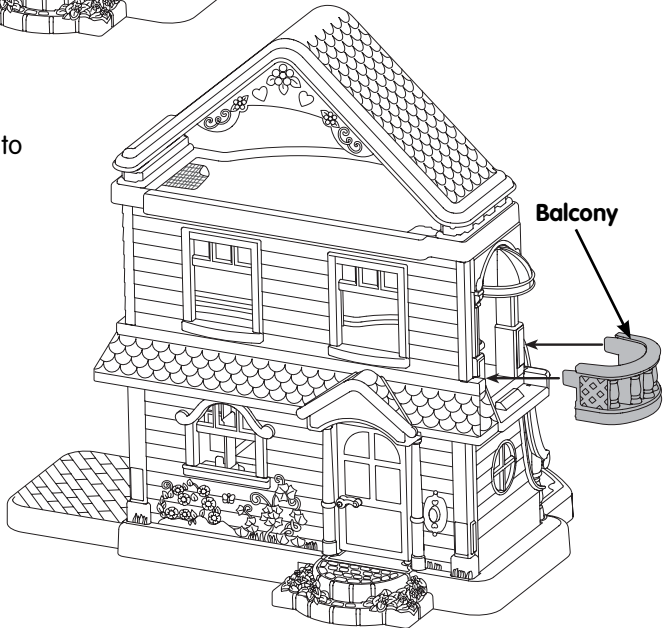
Assembly



Roof

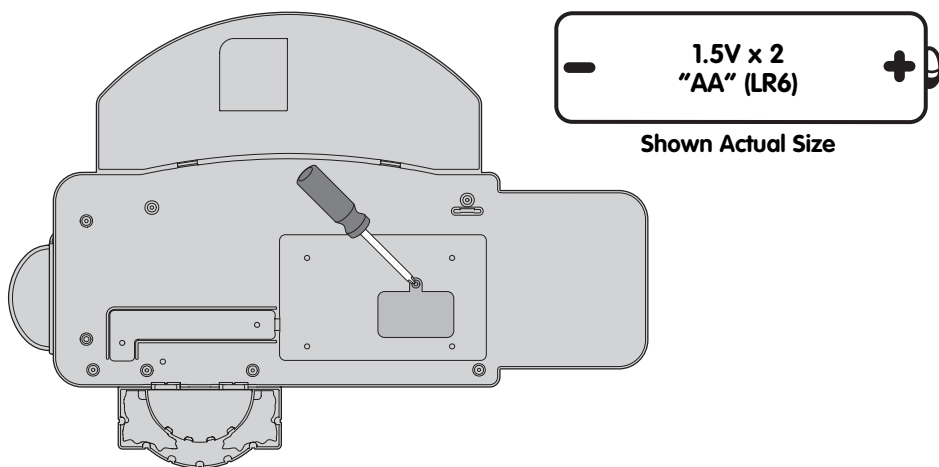
- **"Snap"** the roof onto the dollhouse.

- **"Snap"** the balcony onto the dollhouse.



Balcony

Battery Installation



- Locate the battery compartment on the bottom of the toy.
- Loosen the screw in the battery compartment door with a Phillips screwdriver. Remove the battery compartment door.
- Insert two "AA" (LR6) **alkaline** batteries, as indicated inside the battery compartment.
***Hint:** We recommend using **alkaline** batteries for longer battery life.*
- Close the battery compartment door and tighten the screw with a Phillips screwdriver. Do not over-tighten.
- When sounds become faint or stop, it's time for an adult to change the batteries!

Battery Safety Information

In exceptional circumstances, batteries may leak fluids that can cause a chemical burn injury or ruin your product. To avoid battery leakage:

- Do not mix old and new batteries or batteries of different types: alkaline, standard (carbon-zinc) or rechargeable (nickel-cadmium).
- Insert batteries as indicated inside the battery compartment.
- Remove batteries during long periods of non-use. Always remove exhausted batteries from the product. Dispose of batteries safely. Do not dispose of this product in a fire. The batteries inside may explode or leak.
- Never short-circuit the battery terminals.
- Use only batteries of the same or equivalent type, as recommended.
- Do not charge non-rechargeable batteries.
- Remove rechargeable batteries from the product before charging.
- If removable, rechargeable batteries are used, they are only to be charged under adult supervision.

Features



Press the doorbell for a fun sound effect.



Press the phone to hear it ring.

Care

- Wipe this toy with a clean cloth dampened with a mild soap and water solution. Do not immerse this toy.
- This toy has no consumer serviceable parts. Do not take this toy apart.

FCC Statement (United States Only)

This equipment has been tested and found to comply with the limits for a Class B digital device, pursuant to Part 15 of the FCC Rules. These limits are designed to provide reasonable protection against harmful interference in a residential installation. This equipment generates, uses and can radiate radio frequency energy and, if not installed and used in accordance with the instructions, may cause harmful interference to radio communications. However, there is no guarantee that interference will not occur in a particular installation. If this equipment does cause harmful interference to radio or television reception, which can be determined by turning the equipment off and on, the user is encouraged to try to correct the interference by one or more of the following measures:

- Reorient or relocate the receiving antenna.
- Increase the separation between the equipment and receiver.
- Consult the dealer or an experienced radio/TV technician for help.

Note: Changes or modifications not expressly approved by the manufacturer responsible for compliance could void the user's authority to operate the equipment.

Consumer Information

Visit us on line at www.service.fisher-price.com.

Call Fisher-Price® Consumer Relations, toll-free at **1-800-432-5437**, 8 AM - 6 PM EST Monday through Friday. Hearing-impaired consumers using TTY/TDD equipment, please call 1-800-382-7470.

Write to us at:

Fisher-Price® Consumer Relations
636 Girard Avenue,
East Aurora, New York 14052

For countries outside the United States:

CANADA: Questions? 1-800-432-5437. Mattel Canada Inc., 6155 Freemont Blvd., Mississauga, Ontario L5R 3W2; www.service.mattel.com.

GREAT BRITAIN: Mattel UK Ltd, Vanwall Business Park, Maidenhead SL6 4UB. Helpline: 01628 500303; www.service.mattel.com/UK.

AUSTRALIA: Mattel Australia Pty. Ltd., 658 Church Street, Locked Bag #870, Richmond, Victoria 3121 Australia. Consumer Advisory Service 1300 135 312.

NEW ZEALAND: 16-18 William Pickering Drive, Albany 1331, Auckland.

ASIA: Mattel East Asia Ltd, Room 1106, South Tower, World Finance Centre, Harbour City, Tsimshatsui, HK, China.