

Fisher-Price I CAN PLAY! PIANO

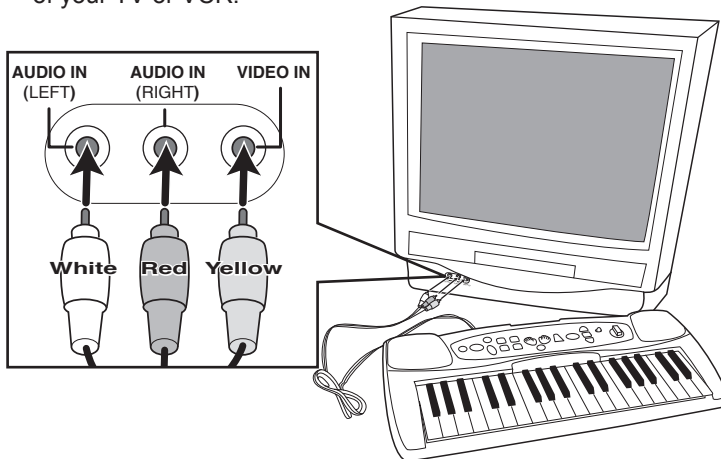
QUICK SET-UP INSTRUCTIONS

Please keep these instructions for future reference as they contain important information.

Setting up *I CAN PLAY™ PIANO* is as simple as 3 easy steps!

1. CONNECT IT

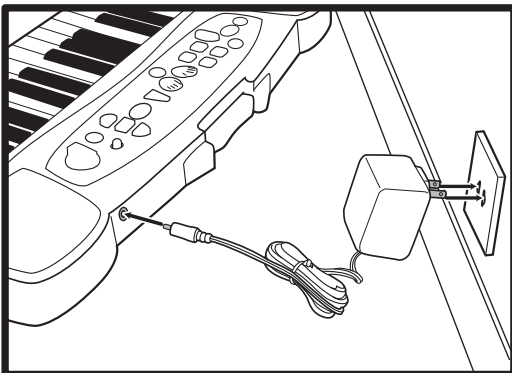
- Connect the 3 cables (red, white, and yellow) from your *I CAN PLAY™ PIANO* keyboard to the color-coded RCA inputs found on the front or back of your TV or VCR.



NOTE: For older TV models, a separate purchase of an RF Modulator may be required.

2. PLUG IT IN

- Plug the AC/DC adaptor into the keyboard.
- Plug the power cord from the AC/DC adaptor into an electrical outlet in your wall.



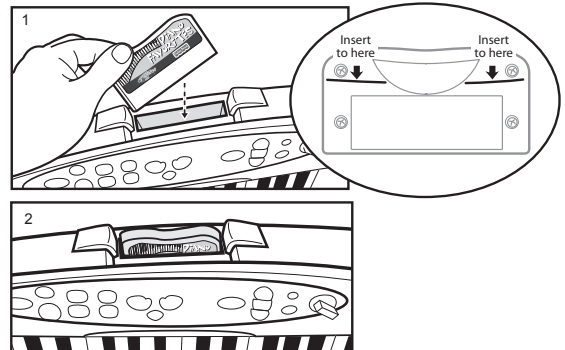
NOTE: *I CAN PLAY™ PIANO* can also function using batteries - see the **USER'S MANUAL** for details.

3. TURN IT ON

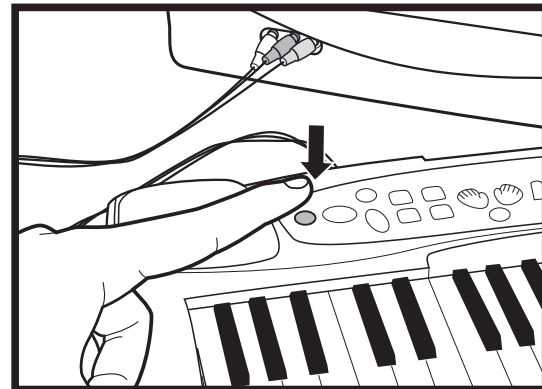
- Turn on your TV.
- Set the channel using your remote control or the buttons on your TV or VCR (whichever you used to connect the inputs) to one of the following settings:
 - AUX • LINE IN • INPUT • SOURCE

You can either use the menu system on your TV or VCR to find the proper setting, or you can press the channel button and check for the proper setting below channel 2.

- Make sure the TV/PIANO button on the keyboard is set to the "TV" position.
- Make sure the ON/OFF switch on the bottom of the keyboard is in the ON position.
- Make sure the software cartridge is fully inserted into the keyboard.



- Press and hold the ON/OFF button on the keyboard until the button remains lit and the TV screen comes on.



That's it – you're ready to play!

Now just follow the instructions on the screen.

For a quick demonstration, choose HOW TO PLAY from the MAIN MENU.

Fisher-Price, Inc., a subsidiary of Mattel, Inc., East Aurora, NY 14052 U.S.A.
PRINTED IN CHINA.

Manufactured for Fisher-Price. ©2006 Mattel, Inc. All Rights Reserved.
Fisher-Price and the Fisher-Price logo are U.S. trademarks of Mattel, Inc.
Packaging and address should be retained for future reference.

Mattel Canada Inc., Mississauga, Ontario L5R 3W2. You may call us free at 1-800-432-5437.
Mattel U.K. Ltd., Vanwall Business Park, Maidenhead SL6 4UB. Helpline 01628500303.

Mattel Australia Pty., Ltd., Richmond, Victoria. 3121. Consumer Advisory Service - 1300 135 312.
Mattel East Asia Ltd., Room 1106, South Tower, World Finance Centre, Harbour City,
Tsimshatsui, HK, China.

Diimport & Diedarkan Oleh: Mattel SEA Ptd Ltd. (993532-P) Lot 13.5, 13th Floor, Menara Lien Hoe,
Persiaran Tropicana Golf Country Resort, 47410 P.J. Tel:03-78803817, Fax:03-78803867.

Mattel, Inc., 333 Continental Blvd., El Segundo,
CA 90245 U.S.A. Consumer Affairs 1 (800) 524-Toys.

Questions?
service.fisher-price.com

In US and Canada
1-800-432-5437

Fisher-Price

J7522

J7522-0920A-G1