

fisher-price®

COLOR INSTRUCTIONS ONLINE



Keep these instructions for future reference, as they contain important information.

Requires nine AG13/LR44 button cell batteries (included).

Batteries included are for demonstration purposes only.

Battery replacement is required. Only adults should replace batteries.

Tool required for battery replacement:
Phillips screwdriver (not included).

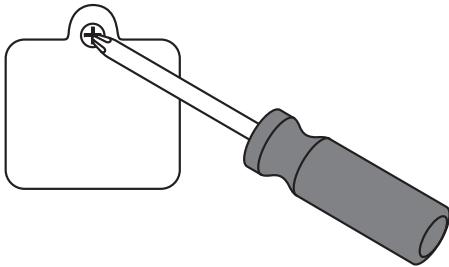
To clean, wipe with a damp cloth.
Do not immerse.

JGR20

Wake Up & Learn™ Coffee Mug

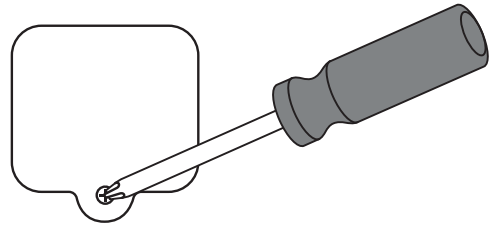


Press the buttons for lights, music, phrases and songs!



- Loosen the screw in the battery compartment door. Remove the exhausted batteries and properly dispose.
- Insert three, new AG13/LR44 button cell batteries.
- Replace the battery compartment door and tighten the screw.
- When sounds or lights become faint or stop, it's time for an adult to change the batteries.
- If this toy begins to operate erratically, you may need to reset the electronics. Remove the batteries and reinstall them.

Play & Go Activity Keys

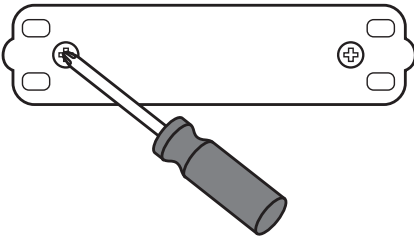


- Loosen the screw in the battery compartment door. Remove the exhausted batteries and properly dispose.
- Insert three, new AG13/LR44 button cell batteries.
- Replace the battery compartment door and tighten the screw.
- When sounds become faint or stop, it's time for an adult to change the batteries.
- If this toy begins to operate erratically, you may need to reset the electronics. Remove the batteries and reinstall them.

Play Along Ear Buds



Press the buttons for lights, music, phrases and songs!



- Loosen the screws in the battery compartment door and remove the door.
- Remove the exhausted batteries and properly dispose.
- Insert three, new AG13/LR44 button cell batteries.
- Replace the battery compartment door and tighten the screws.
- When sounds or lights become faint or stop, it's time for an adult to change the batteries.
- If this toy begins to operate erratically, you may need to reset the electronics. Remove the batteries and reinstall them.



Protect the environment by not disposing of this product or any batteries with household waste. This symbol indicates that this product shall not be treated as household waste. Check your local authority for recycling advice and facilities.



WARNING: Button cell batteries are hazardous. Button cell batteries can cause serious injuries if swallowed or placed inside any part of the body.

- Keep new and used batteries away from children.
- Dispose of used batteries immediately.
- If you think batteries might have been swallowed or placed inside any part of the body, seek immediate medical attention.

Battery Safety Information

In exceptional circumstances, batteries may leak fluids that can cause a chemical burn injury or ruin your product. To avoid battery leakage:

- Do not mix old and new batteries or batteries of different types: alkaline, standard (carbon-zinc) or rechargeable.
- Insert batteries as indicated inside the battery compartment (+ and -).
- Remove batteries during long periods of non-use. Always remove exhausted batteries from the product. Dispose of batteries safely. Do not dispose of this product in a fire. The batteries inside may explode or leak.
- Never short-circuit the battery terminals.
- Use only batteries of the same or equivalent type, as recommended.
- Do not charge non-rechargeable batteries.
- Remove rechargeable batteries from the product before charging.
- If removable, rechargeable batteries are used, they are only to be charged under adult supervision.

CAN ICES-3 (B)/NMB-3 (B)

Operation is subject to the following two conditions: (1) this device may not cause interference, and (2) this device must accept any interference, including interference that may cause undesired operation of the device.

L'utilisation de ce dispositif est autorisée seulement aux conditions suivantes :

(1) il ne doit pas produire de brouillage et (2) il doit pouvoir tolérer tout brouillage radioélectrique reçu, même si ce brouillage est susceptible de compromettre son fonctionnement.



Mattel Europa B.V.,
Gondel 1, 1186 MJ
Amstelveen, Nederland.

UNITED STATES

Fisher-Price, Inc.,
636 Girard Avenue,
East Aurora, NY 14052.
Consumer Services:
1-800-432-5437.

CANADA

Mattel Canada Inc., 6155 Freemont Blvd.,
Mississauga, Ontario L5R 3W2
Consumer Services/Service à la clientèle :
1-800-432-5437. www.service.mattel.com.

GREAT BRITAIN

Mattel U.K. Limited, The Porter Building,
1 Brunel Way, Slough SL1 1FQ, UK.
www.service.mattel.com/uk.

AUSTRALIA

Mattel Australia Pty. Ltd., 658 Church Street,
Locked Bag #870, Richmond, Victoria
3121 Australia. Consumer Advisory Service
1300 135 312.

NEW ZEALAND

16-18 William Pickering Drive, Albany 1331,
Auckland.

SOUTH AFRICA

Mattel South Africa (PTY) LTD, Office 102 I3,
30 Melrose Boulevard, Johannesburg 2196.

FCC STATEMENT (UNITED STATES ONLY)

This equipment has been tested and found to comply with the limits for a Class B digital device, pursuant to Part 15 of the FCC rules. These limits are designed to provide reasonable protection against harmful interference in a residential installation. This equipment generates uses and can radiate radio frequency energy and, if not installed and used in accordance with the instructions, may cause harmful interference to radio communications. However, there is no guarantee that interference will not occur in a particular installation. If this equipment does cause harmful interference to radio or television reception, which can be determined by turning the equipment off and on, the user is encouraged to try to correct the interference by one or more of the following measures:

- Reorient or relocate the receiving antenna.
- Increase the separation between the equipment and receiver.
- Consult the dealer or an experienced radio/TV technician for help.

NOTE: Changes or modifications not expressly approved by the manufacturer responsible for compliance could void the user's authority to operate the equipment. This device complies with Part 15 of the FCC Rules. Operation is subject to the following two conditions: (1) This device may not cause harmful interference, and (2) this device must accept any interference received, including interference that may cause undesired operation.



©2024 Mattel.

PRINTED IN CHINA

JGR20-0970-1103460851-DOM

