

fisher-price®

COLOR INSTRUCTIONS ONLINE



Keep these instructions for future reference, as they contain important information.

Requires two AA batteries (included). Batteries included are for demonstration purposes only.

Battery replacement is required. Only adults should replace batteries.

This toy requires adult assembly. You will need a Phillips screwdriver (not included).

To clean, wipe with a damp cloth.  
Do not immerse.


**JKD49**



## Say hello to happier parenting

Our early childhood development experts at the Fisher-Price Play Lab have been watching and learning from babies and big kids for decades. Our research helps us design toys that foster growth and learning in the most fun ways. Because after 90 years of making toys, we know every child develops at their own pace, and we're here to help you find the joy in every stage!


## Assembly



## Battery Replacement



For longer life, use **alkaline** batteries.



- If low battery power is detected, a "ding-dong" sound effect will play three times and the light will flash red six times. This means it's time for an adult to replace the batteries.
- Slide the power-mode switch off.
- Loosen the screw in the battery compartment door and remove the door. Remove the exhausted batteries and properly dispose.
- Insert two, new AA (LR6) **alkaline** batteries.
- Replace the battery compartment door and tighten the screw. Do not over-tighten.
- Slide the power-mode switch on.
- If this toy begins to operate erratically, you may need to reset the electronics. Slide the power-mode switch off and then back on.

# Give it a whirl!



Removeable duster




## Learning Mode

- Push the vacuum for lights, fun songs, sounds and phrases about the alphabet, colors and counting.

## Pretend Mode

- Push the vacuum for colorful lights and vacuum sound effects.

- Slide the power-mode switch to Learning Mode **ABC**, Pretend Mode  or OFF **OFF**.
- Press the toggle switch to hear phrases and sound effects.

# Consumer Information

## FCC STATEMENT (UNITED STATES ONLY)

This equipment has been tested and found to comply with the limits for a Class B digital device, pursuant to Part 15 of the FCC rules. These limits are designed to provide reasonable protection against harmful interference in a residential installation. This equipment generates uses and can radiate radio frequency energy and, if not installed and used in accordance with the instructions, may cause harmful interference to radio communications. However, there is no guarantee that interference will not occur in a particular installation. If this equipment does cause harmful interference to radio or television reception, which can be determined by turning the equipment off and on, the user is encouraged to try to correct the interference by one or more of the following measures:

- Reorient or relocate the receiving antenna.
- Increase the separation between the equipment and receiver.
- Consult the dealer or an experienced radio/TV technician for help.

NOTE: Changes or modifications not expressly approved by the manufacturer responsible for compliance could void the user's authority to operate the equipment. This device complies with Part 15 of the FCC Rules. Operation is subject to the following two conditions: (1) This device may not cause harmful interference, and (2) this device must accept any interference received, including interference that may cause undesired operation.



Protect the environment by not disposing of this product or any batteries with household waste. This symbol indicates that this product shall not be treated as household waste. Check your local authority for recycling advice and facilities.

## CAN ICES-3 (B)/NMB-3 (B)

Operation is subject to the following two conditions: (1) this device may not cause interference, and (2) this device must accept any interference, including interference that may cause undesired operation of the device.

L'utilisation de ce dispositif est autorisée seulement aux conditions suivantes : (1) il ne doit pas produire de brouillage et (2) il doit pouvoir tolérer tout brouillage radioélectrique reçu, même si ce brouillage est susceptible de compromettre son fonctionnement.

## Battery Safety Information

In exceptional circumstances, batteries may leak fluids that can cause a chemical burn injury or ruin your product. To avoid battery leakage:

- Do not mix old and new batteries or batteries of different types: alkaline, standard (carbon-zinc) or rechargeable.
- Insert batteries as indicated inside the battery compartment (+ and -).
- Remove batteries during long periods of non-use. Always remove exhausted batteries from the product. Dispose of batteries safely. Do not dispose of this product in a fire. The batteries inside may explode or leak.
- Never short-circuit the battery terminals.
- Use only batteries of the same or equivalent type, as recommended.
- Do not charge non-rechargeable batteries.
- Remove rechargeable batteries from the product before charging.
- If removable, rechargeable batteries are used, they are only to be charged under adult supervision.



Mattel Europa B.V., Gondel 1, 1186 MJ Amstelveen, Nederland.  
Mattel, Inc., 636 Girard Avenue, East Aurora, NY 14052, U.S.A.  
Consumer Services 1-800-524-8697 and 1-800-432-5437 for Fisher Price products. Mattel U.K. Limited, The Porter Building, 1 Brunel Way, Slough SL1 1FQ, UK. Mattel Australia Pty. Ltd., 658 Church St., Richmond, Victoria, 3121. Consumer Advisory Service - 1300 135 312. 16-18 William Pickering Drive, Albany 1331, Auckland. Mattel Barbie (Shanghai). Trading Co., Ltd. Room 2005, 20th Floor, 899 Ruining Road, Xuhui District, Shanghai, 200232, PRC. Customer Care Line: 400-819-8658. Kids Kingdom Limited, Room 1908-9, Gala Place, 56 Dundas Street, Mongkok, Kowloon, Hong Kong, P.R.C. Customer Care Line: (852)2782-0766. CHICKABIDDY CO., LTD, F5, No. 186, Sec. 4, Nanjing E. Rd., Taipei 10595, Taiwan region. Customer Care Line: 0800 001 256. Diimport & Diedarkan Oleh: Mattel Continental Asia Sdn Bhd. Level 19, Tower 3, Avenue 7, No. 8 Jalan Kerinchi, Bangsar South, 59200 Kuala Lumpur, Malaysia. Mattel South Africa (PTY) LTD, Office 102 I3, 30 Melrose Boulevard, Johannesburg 2196.



©2025 Mattel.  
JKD49-0970-1103540635-DOM

