

Fisher-Price®

K0468

Learning Bunny™

Please keep this instruction sheet for future reference, as it contains important information.

Requires three "AAA" batteries (included).

Adult assembly is required for battery replacement.

Tool required for battery replacement: Phillips screwdriver (not included).



Laugh & Learn™

www.fisher-price.com

Before Use

CAUTION

Please keep small parts such as plastic tabs out of children's reach. Throw the plastic tab away.

Note: A plastic tab is attached to the toy for in-store demonstration purposes. While the tab may have already been removed, check the toy to be sure. Open the fasteners on the back of the toy. Pull and remove the plastic tab from the toy. Throw the plastic tab away.

FCC Statement

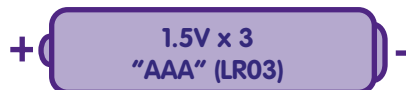
United States Only

This equipment has been tested and found to comply with the limits for a Class B digital device, pursuant to Part 15 of the FCC Rules. These limits are designed to provide reasonable protection against harmful interference in a residential installation. This equipment generates, uses and can radiate radio frequency energy and, if not installed and used in accordance with the instructions, may cause harmful interference to radio communications. However, there is no guarantee that interference will not occur in a particular installation. If this equipment does cause harmful interference to radio or television reception, which can be determined by turning the equipment off and on, the user is encouraged to try to correct the interference by one or more of the following measures:

- Reorient or relocate the receiving antenna.
- Increase the separation between the equipment and receiver.
- Consult the dealer or an experienced radio/TV technician for help.

Note: Changes or modifications not expressly approved by the manufacturer responsible for compliance could void the user's authority to operate the equipment.

Battery Safety Information



Shown Actual Size

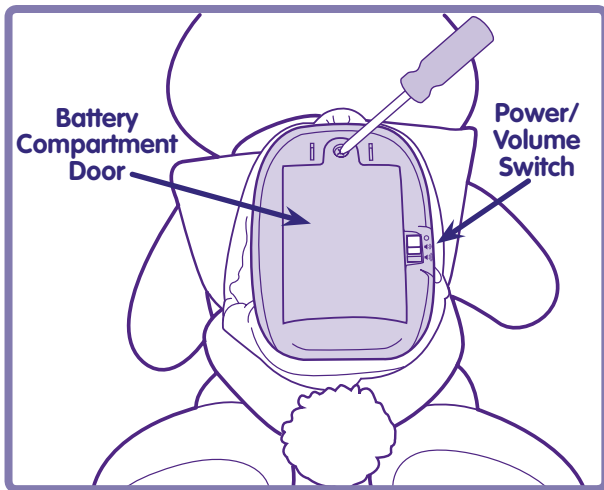
In exceptional circumstances, batteries may leak fluids that can cause a chemical burn injury or ruin your product. To avoid battery leakage:

- Do not mix old and new batteries or batteries of different types: alkaline, standard (carbon-zinc) or rechargeable (nickel-cadmium).
- Insert batteries as indicated inside the battery compartment.
- Remove batteries during long periods of non-use. Always remove exhausted batteries from the product. Dispose of batteries safely. Do not dispose of this product in a fire. The batteries inside may explode or leak.
- Never short-circuit the battery terminals.
- Use only batteries of the same or equivalent type, as recommended.
- Do not charge non-rechargeable batteries.
- Remove rechargeable batteries from the product before charging.
- If removable, rechargeable batteries are used, they are only to be charged under adult supervision.

Care

- Wipe this toy with a clean cloth dampened with a mild soap and water solution. Do not immerse this toy.
- This toy has no consumer serviceable parts. Do not take this toy apart.

Battery Replacement



For best performance, we recommend replacing the batteries that came with this toy with three, new "AAA" (LR03) alkaline batteries.

- Open the fasteners on the back of the toy.
- Locate the battery compartment inside.
- Loosen the screw in the battery compartment door with a Phillips screwdriver. Remove the battery compartment door. Remove the worn batteries and throw them away.
- Insert three "AAA" (LR03) **alkaline** batteries, as indicated inside the battery compartment.

Hint: We recommend using **alkaline** batteries for longer battery life.

- Replace the battery compartment door and tighten the screw. Close the fasteners.
- When sounds from this toy become faint or stop, it's time for an adult to change the batteries!
- Protect the environment by not disposing of this product with household waste (2002/96/EC). Check your local authority for recycling advice and facilities (Europe only).



3 Ways to Play and Learn

- Locate the on/off switch on the bunny's left foot. Press to turn the bunny on. Press again to turn off.
- Locate the mode select switch on the bunny's right foot. Press to change modes from learning time **123** to music time 🎵 or to imagination 🌀.

123 Learning Time - Press the bunny's hand to count along to a song. Press the tummy to learn opposites.

🎵 **Music Time** - Press the bunny's hand or tummy and sing along.

🌀 **Imagination** - Press the bunny's hand for a song or press the tummy for playful phrases. Tip the bunny upside down. The bunny knows whether it's up or down.

Hint: If you'd like your child to play with this toy without sounds or would like to adjust the volume, there is a power/volume switch located near the battery compartment on the back of the toy. Open the fasteners on the back of the toy and slide the switch to either off 🏸; on with low volume 🗣️ or on with high volume 🔊.

- 123 Learning Time, 🎵 Music Time, and © Imagination!

ss once


oot.
music



3 Fun Songs - You Can Sing Along!

Bunny Song

How about a bunny hug
From someone soft and sweet
With silky ears, a fuzzy tail
And great big bumpy feet!



Counting Song

1-2-3-4-5
6-7-8-9-10
Come and count along with me
We'll start with 1 2 3! Wee!



Hopping Song

Oh, I like to walk
And I like to skip
And I even like to run
Of all the different ways to move
Here's my favorite one
Hopping here
Hopping there
Hopping, hopping everywhere
Oh, I love to hop the whole day long
And sing my hopping song!

Consumer Information

Visit us on-line at www.service.fisher-price.com

Call Fisher-Price® Consumer Relations, toll-free at **1-800-432-5437**, 9 AM - 7 PM EST Monday through Friday and 11 AM-7 PM EST Saturday. Hearing-impaired consumers using TTY/TDD equipment, please call 1-800-382-7470. Write to us at: Fisher-Price® Consumer Relations, 636 Girard Avenue, East Aurora, New York 14052.

Learn every day - through fun, familiar play!

Make learning more fun with the whole collection of **Laugh & Learn™** toys. With rich music, lyrics and lots of activities, they combine early academics and everyday experiences, for the way kids really learn.

Each sold separately and subject to availability.



G6685



C6327



C6324



G6167



C6325



C5522



H8186



H8179



H6372



J2462



J4013



K7273

For countries outside the United States:

CANADA: Questions? **1-800-432-5437**. Mattel Canada Inc., 6155 Freemont Blvd., Mississauga, Ontario L5R 3W2; www.service.mattel.com

GREAT BRITAIN: Mattel UK Ltd, Vanwall Business Park, Maidenhead SL6 4UB. Helpline: 01628 500303; www.service.mattel.com/uk

AUSTRALIA: Mattel Australia Pty. Ltd., 658 Church Street, Locked Bag #870, Richmond, Victoria 3121 Australia. Consumer Advisory Service 1300 135 312.

NEW ZEALAND: 16-18 William Pickering Drive, Albany 1331, Auckland.

ASIA: Mattel East Asia Ltd, Room 1106, South Tower, World Finance Centre, Harbour City, Tsimshatsui, HK, China.