

Fisher-Price

K5056
L7909

SMARTCYCLE™

PHYSICAL LEARNING ARCADE SYSTEM



Discover the Dinosaurs

GETTING STARTED

- Please keep these instructions for future reference, as it contains important information.



- Insert the game cartridge into the socket in the side of the cycle. Push to be sure it's fully inserted.
- Turn your TV or VCR power **on**.
- Slide the power switch on the cycle to **on** **I**.
- To find the picture on your TV screen, set your TV's or VCR's mode selector to INPUT or VIDEO IN.

CYCLE CONTROLS

Handlebar

Use for steering on the road or in games.

Horn Button

Press to make a selection or hear the horn.

Snap Shot Button

Press to make a selection or take "pictures" (see page 5).

Power Switch

Slide the switch to **on I** or **off O**.

Map Button

Press to see a map of all activities (see page 13).

Joystick

Use to make selections on the menus or in activities.

Exit Button

Press to exit the activities.

Travel Journal Button

Press to see the pictures you took along your journey.



CUSTOMIZE YOUR VEHICLE



- Use the joystick to choose the type of vehicle you'd like to "drive."
- Press either handlebar button to make your selection.
- Repeat this process to choose the color and horn sound of your vehicle.



DISCOVER DINOSAURS




Find the objects

- Pedal the cycle to move down the road. *The faster you pedal the faster you go!*
- Use the handlebar to steer.
- Find all the objects shown in the upper left of the screen. Simply drive into them. Don't bump into the other items.
- Travel around the road, through different time periods where you'll see different kinds of dinosaurs: Triassic, Jurassic and Cretaceous.



Taking snap shots

- Press the right handlebar button  to take snap shots in any activity.



Off ramps

- Keep traveling down the road or head onto an off-ramp for other fun games and activities. Simply bear to the side of the road as you see one approaching.

Hint: If you miss your ramp, you can pedal in reverse to back up.



TRIASSIC TRAILS

Learn about Triassic Dinosaurs



- Use the joystick to choose one of the dinosaurs of the Triassic Period. Press a handlebar button to make your selection. Now, see page 7 for more instructions!



JURASSIC JUNGLE

Learn about Jurassic Dinosaurs



- Use the joystick to choose one of the dinosaurs of the Jurassic Period. Press a handlebar button to make your selection. Now, see page 7 for more instructions!



CRETACEOUS CRATERS

Learn about Cretaceous Dinosaurs



- Use the joystick to choose one of the dinosaurs of the Cretaceous Period. Press a handlebar button to make your selection.



- Use the joystick and handlebar buttons to select a tool at the bottom of the screen.



Learn what the dinosaur ate.



Learn the size of the dinosaur.



Learn fun facts about the dinosaur.



See the dinosaur's skeleton.



Return to the main screen.

- When you're finished with this activity, press the exit button  to return to the road. Pedal to the next activity.



BREAKFAST FOR BABY




Timer

Move the baby dinosaur through the maze to its breakfast.

- Use the joystick to move the baby dinosaur through the maze.

Hint: Some dinosaurs eat meat and others eat plants. Be sure to head for the right breakfast so you don't lose time!

- Try to get there as fast as you can. Look at the timer in the lower right corner of the screen.
- Choose the right food and your dino's happy. Choose the wrong food and your dino lets you know!
- When you're finished with this activity, press the exit button  to return to the road. Pedal to the next activity.



CREATURE SORT




Creatures
to Catch

Nets

Score

Use the net to catch creatures and score points.

- Look at the creatures in the lower left of the screen. This is the type and number of creatures you need to catch.
- Use the joystick to move the net around the screen to catch the creatures. You score points!
- If you catch the wrong creature, you lose a net. If you lose all three nets, the game is over. Look at your score!
- When you're finished with this activity, press the exit button  to return to the road. Pedal to the next activity.




FOSSIL FRENZY



Timer

Match the pictures on the cards as fast as you can.

- Use the joystick to choose a card. Press a handlebar button to turn it over and see what's on the other side.
- Try to find its match by turning over another card.
- Try to find all of the matches as fast as you can. Look at the timer in the lower right of the screen.
- When you're finished with this activity, press the exit button  to return to the road. Pedal to the next activity.



RAPTOR RACEWAY GAME



Pedal as fast as you can to the finish line!

- Use the joystick to choose a 1 Player or 2 Player game. Press either handlebar button to select the game.




1 Player

- Pedal down the road as fast as you can to the finish line. Try to speed past the dinosaurs racing against you. Get to the finish line first and you *win!*



2 Player

- Each player takes a turn. Pedal down the road as fast as you can to the finish line. Look at your time.
- Now, it's time for *Player 2* to beat your time.
- The player with the fastest time *wins*.
- When you're finished with this activity, press the exit button  to return to the road. Pedal to the next activity.





BONUS ACTIVITY



Token

- To visit here, you need to visit all of the activities around the road and complete the first level of each game.
- Use the joystick to choose a colored token.
- Press a handlebar button to “drop” it in the jukebox.
- Watch the dinos dance and do the limbo!



- See which types of dinosaurs fit under the limbo stick and which are too tall. How low can they go!
- When you're finished with this activity, press the exit button  to return to the road. Pedal to the next activity.




TRAVEL JOURNAL





See previous
snap shot

See next
snap shot

- Press the travel journal button . Then use the joystick and handlebar buttons to review and select a snap shot.

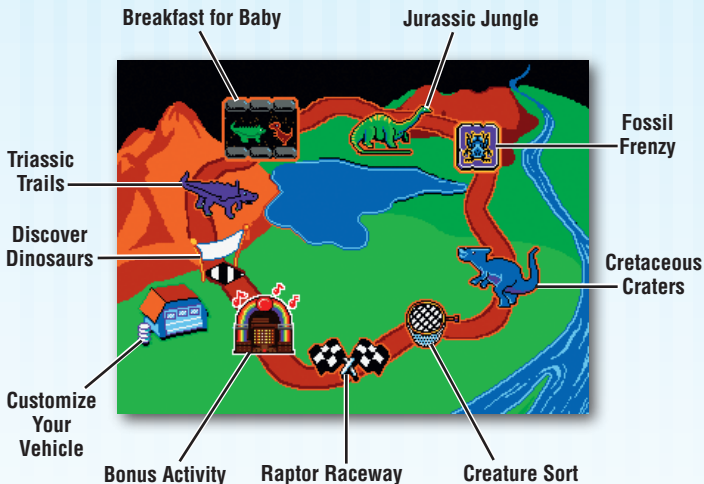



Stamp Tool Erase

- Next, use the joystick and handlebar buttons to select the stamp tool  to decorate your picture.
- Choose a stamp with the joystick and handlebar buttons and place it on the snap shot.
- Select the erase button  to clear the screen and decorate another picture.



THE MAP



- You can travel down the road and head onto an off-ramp to access activities or simply press the map button  to visit any of the activities around the course.

CARE

- Wipe with a clean cloth dampened with a mild soap and water solution. Do not immerse.
- This product has no consumer serviceable parts. Do not take this product apart.

Fisher-Price, Inc., a subsidiary of Mattel, Inc., East Aurora, NY 14052 U.S.A.
©2007 Mattel, Inc. All Rights Reserved. ® and ™ designate U.S. trademarks of Mattel, Inc.

CONSUMER INFORMATION

VISIT US ON LINE AT
WWW.SERVICE.FISHER-PRICE.COM

Call our Consumer Relations Department, toll-free at **1-800-432-5437**, 9 AM - 7 PM EST Monday through Friday and 11 AM - 5 PM EST Saturday. Hearing-impaired consumers using TTY/TDD equipment, please call 1-800-382-7470. Write to us at: Fisher-Price® Consumer Relations, 636 Girard Avenue, East Aurora, New York 14052.

GREAT BRITAIN: Mattel UK Ltd, Vanwall Business Park, Maidenhead SL6 4UB.
Helpline: 01628 500303. www.service.mattel.com/uk

For countries outside the United States:

CANADA: Questions? 1-800-432-5437. Mattel Canada Inc., 6155 Freemont Blvd., Mississauga, Ontario L5R 3W2; www.service.mattel.com.



AUSTRALIA: Mattel Australia Pty. Ltd., 658 Church Street, Locked Bag #870, Richmond, Victoria 3121 Australia. Consumer Advisory Service 1300 135 312.

NEW ZEALAND: 16-18 William Pickering Drive, Albany 1331, Auckland.

ASIA: Mattel East Asia Ltd, Room 1106, South Tower, World Finance Centre, Harbour City, Tsimshatsui, HK, China.

Stretch your mind with other software titles for your Smart Cycle™!

Each sold separately and subject to availability.



©2007 Viacom International, Inc. All Rights Reserved. Dora the Explorer, Go Diego Go, SpongeBob SquarePants and all related titles, logos and characters are trademarks of Viacom International, Inc. SpongeBob SquarePants created by Stephen Hillenburg.

www.fisher-price.com

PRINTED IN CHINA

K5056a-0920