

Fisher-Price®

K6670



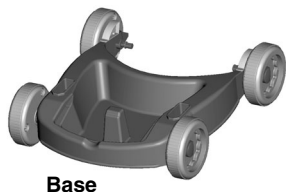
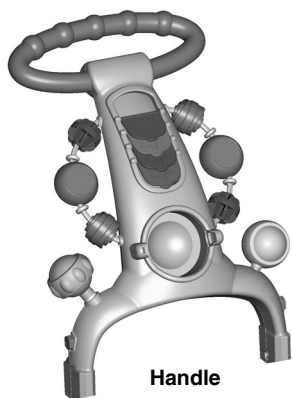
Wagon



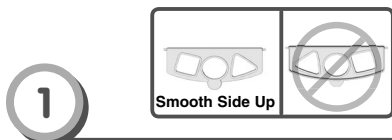
Walker

www.fisher-price.com

Assembled Parts



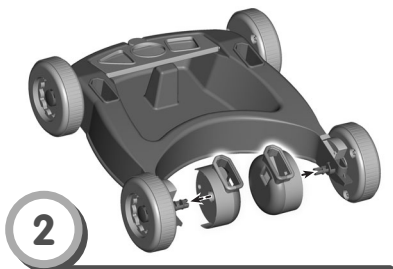
Assembly



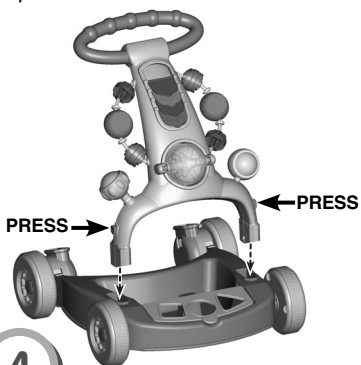
- Position the shape sorter with the smooth outer edge facing up.
- At an angle, fit a peg on one side of the shape sorter into a hole in the base.
- While bending the shape sorter slightly, fit the other peg into the other hole on the other side of the base.

Assembly

Hint: You can assemble the handle in two positions.

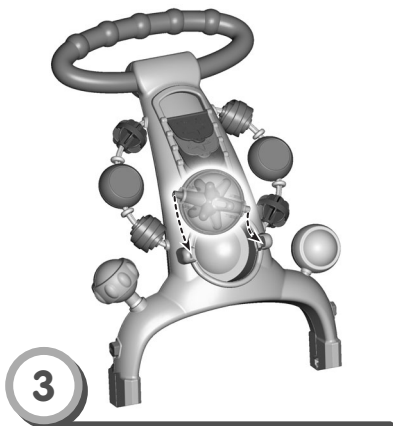


- “**Snap**” the hubs onto the wheels on the back of the base.

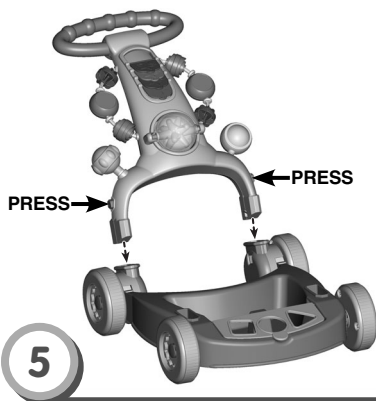


Walker

- Press the buttons on the sides of the handle and “**snap**” the handle into the sockets in the front of the base.



- At an angle, insert a peg on the roller ball into the hole in the front of the handle. Then, push to “**snap**” the other peg on the roller ball into the other hole in the handle.



Wagon

- Press the buttons on the side of the handle and “**snap**” the handle into the sockets in the hubs on the back of the base.

Consumer Information

 **CONSUMER ASSISTANCE**
1-800-432-5437 (US & Canada)
1300 135 312 (Australia)

service.fisher-price.com

Fisher-Price, Inc., 636 Girard Avenue, East Aurora, NY 14052.
Hearing-impaired consumers: 1-800-382-7470.

Outside the United States:

Canada: Mattel Canada Inc., 6155 Freemont Blvd.,
Mississauga, Ontario L5R 3W2; www.service.mattel.com.

Great Britain: Mattel UK Ltd, Varwall Business Park,
Maidenhead SL6 4UB. Helpline: 01628 500303.
www.service.mattel.com/uk

Mattel Europa, B.V., Gondel 1, 1186 MJ Amstelveen, Nederland.

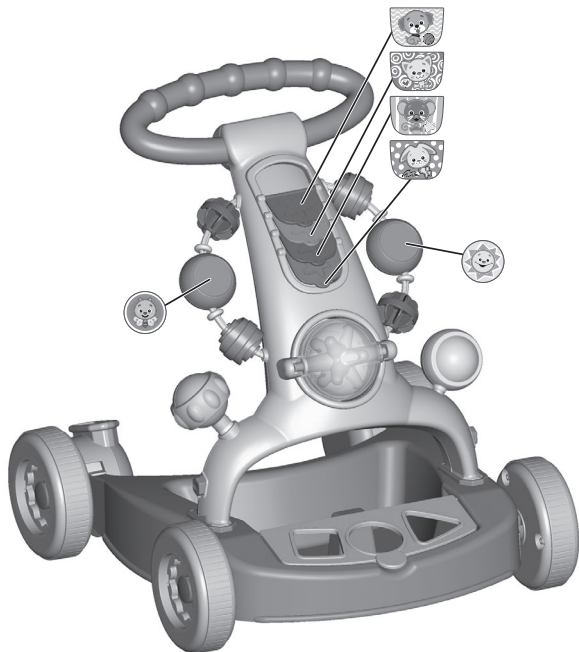
Australia: Mattel Australia Pty. Ltd., 658 Church Street,
Locked Bag #870, Richmond, Victoria 3121 Australia.

New Zealand: 16-18 William Pickering Drive,
Albany 1331, Auckland.

- Please keep this instruction sheet for future reference, as it contains important information.
- Adult assembly is required.
- No tools needed for assembly.
- Wipe this toy with a clean cloth dampened with a mild soap and water solution.

Fisher-Price, Inc., a subsidiary of Mattel, Inc. East Aurora, New York 14052, U.S.A.
©2010 Mattel, Inc. All Rights Reserved. ® and ™ designate U.S. trademarks of Mattel, Inc.

Decoration

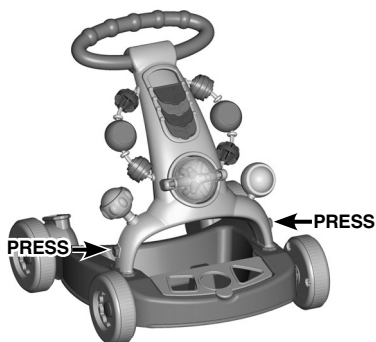


Proper label application will help to keep the labels looking their best!

- For best results, do not attempt to apply a label more than once.
- Make sure the areas where the labels will be applied are clean and dry. Wipe this product with a clean, soft, dry cloth to remove any dust or oils.

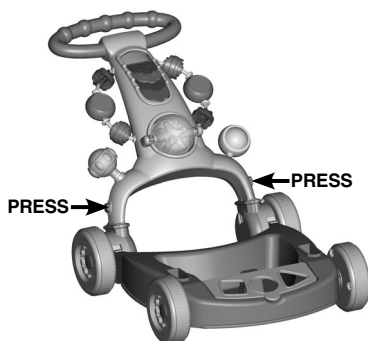
Easy Conversion

Walker-to-Wagon



- Press the buttons on the sides of the handle and lift to remove from the base.

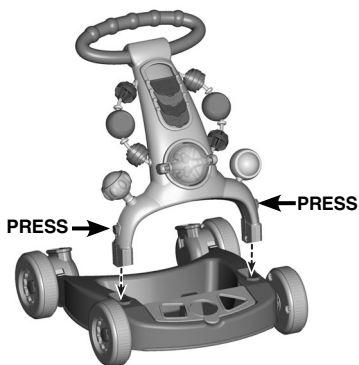
Wagon-to-Walker



- Press the buttons on the sides of the handle and lift to remove from the hubs.



- Press the buttons on the sides of the handle and “**snap**” the handle into the sockets in the hubs.



- Press the buttons on the sides of the handle and “**snap**” the handle into the sockets in the base.