

Fisher-Price®

K6670



Wagon



Walker

**Brilliant
BASICS**

Developmental classics
enrich baby's play

www.fisher-price.com

Assembly


Hint: You can assemble the handle in either of two positions: Walker or Wagon.



- At an angle, insert a peg on the roller ball into the socket in the front of the handle. Then, push to “snap” the other peg on the roller ball into the other socket in the handle.



- Press the buttons on the side of the handle and “snap” the handle into the openings in the base.

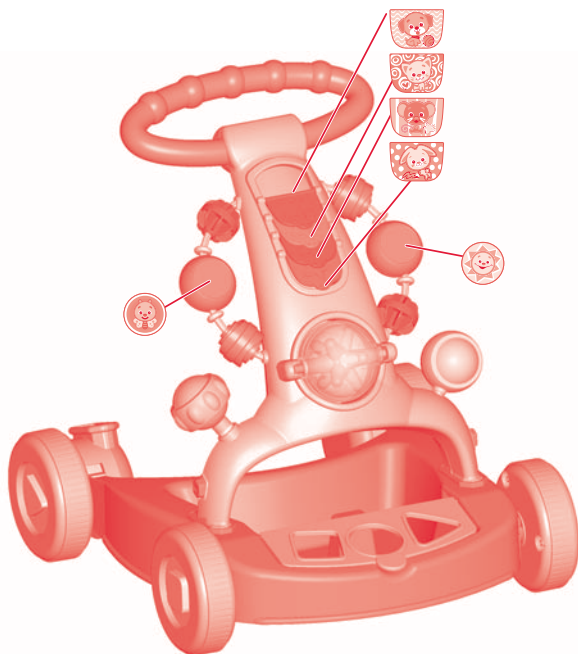


- “Snap” the hubs to the back of the base, as shown.



- Press the buttons on the side of the handle and “snap” the handle into the openings in the hubs.

Decoration

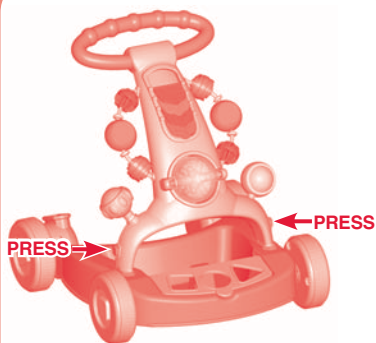


Proper label application will help to keep the labels looking their best!

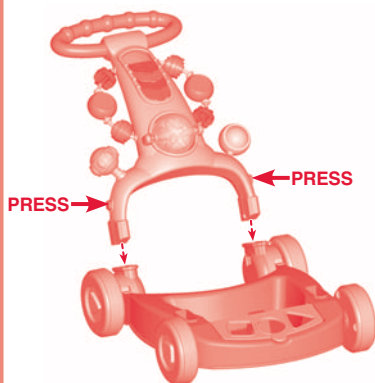
- For best results, do not attempt to apply a label more than once.
- Make sure the areas where the labels will be applied are clean and dry. Wipe this product with a clean, soft, dry cloth to remove any dust or oils.

Easy Conversion

Walker-to-Wagon

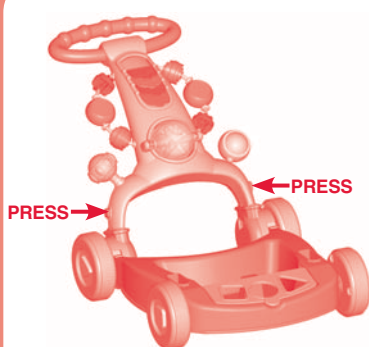


- Press the buttons on the sides of the handle and lift to remove the base.

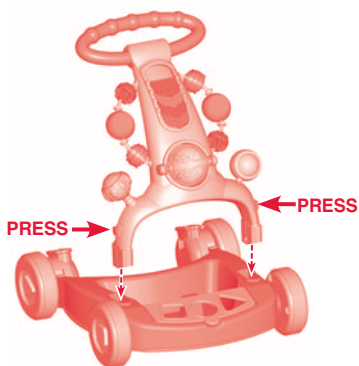


- Press the buttons on the side of the handle and “**snap**” the handle into the hubs.

Wagon-to-Walker



- Press the buttons on the side of the handle and lift to remove from the hubs.



- Press the buttons on the side of the handle and “**snap**” the handle into the base.

Parts



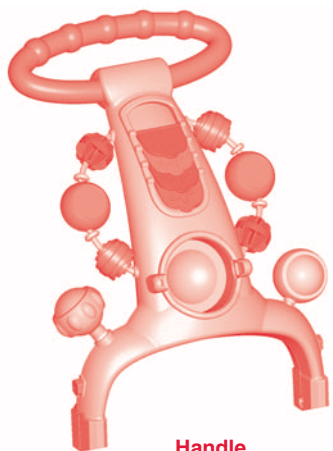
Base




2 Hubs



Roller Ball



Handle



**3 Shape Sorter
Blocks**

Part not shown: Label Sheet

Consumer Information

Visit us on line at www.service.fisher-price.com

Call Fisher-Price® Consumer Relations, toll-free at **1-800-432-5437**, 9 AM - 7 PM (EST) Monday through Friday and 11 AM - 5 PM (EST) Saturday. Hearing-impaired consumers using TTY/TDD equipment, please call **1-800-382-7470**. Write to us at: Fisher-Price® Consumer Relations, 636 Girard Avenue, East Aurora, New York 14052.

Please keep this instruction sheet for future reference, as it contains important information.

Adult assembly is required.

No tools needed for assembly.

Care

- Wipe this toy with a clean cloth dampened with a mild soap and water solution.

For countries outside the United States:

CANADA: 1-800-432-5437. Mattel Canada Inc., 6155 Freemont Blvd., Mississauga, Ontario L5R 3W2; www.service.mattel.com.

GREAT BRITAIN: [Mattel UK Ltd, Vanwall Business Park, Maidenhead SL6 4UB. Helpline: 01628 500303; www.service.mattel.com/uk.](http://www.service.mattel.com/uk)

AUSTRALIA: Mattel Australia Pty. Ltd., 658 Church Street, Locked Bag #870, Richmond, Victoria 3121 Australia. Consumer Advisory Service 1300 135 312.

NEW ZEALAND: 16-18 William Pickering Drive, Albany 1331, Auckland.

ASIA: Mattel East Asia Ltd, Room 1106, South Tower, World Finance Centre, Harbour City, Tsimshatsui, HK, China.