


3+

Barbie

## INSTRUCTIONS

**BATTERY SAFETY INFORMATION**

In exceptional circumstances batteries may leak fluids that can cause a chemical burn injury or ruin your product. To avoid battery leakage:

- Non-rechargeable batteries are not to be recharged.
- Rechargeable batteries are to be removed from the product before being charged (if designed to be removable).
- Rechargeable batteries are only to be charged under adult supervision (if designed to be removable).
- Do not mix alkaline, standard (carbon-zinc), or rechargeable (nickel-cadmium) batteries.
- Do not mix old and new batteries.
- Only batteries of the same or equivalent type as recommended are to be used.
- Batteries are to be inserted with the correct polarity.
- Exhausted batteries are to be removed from the product.
- The supply terminals are not to be short-circuited.
- Dispose of battery(ies) safely.
- Do not dispose of this product in a fire. The batteries inside may explode or leak.

**The FCC Flyer is required to be placed inside the packaging.**

**00007-1849G4**

**RECYCLE INFORMATION (USA ONLY)**

Please recycle button cell battery(ies) contained in this product by:

- Visiting your nearest recycling center. For location of the nearest recycling center, visit us online at [www.service.mattel.com](http://www.service.mattel.com).
- If a recycling center is not available in your area, contact us for a pre-paid mailing label. Visit us online at [www.service.mattel.com](http://www.service.mattel.com) or call toll-free at 1 (800) 524-8697.

Valid in the US only. • Solo válido en los EE.UU. • Valable aux États-Unis seulement.



Protect the environment by not disposing of this product with household waste [2002/96/EC]. Check your local authority for recycling advice and facilities.

**For U.S.A. market only:**

We want you to have fun playing with our products.

Please give us your feedback by filling out the short on-line survey. Go to :

**[service.mattel.com/surveys](http://service.mattel.com/surveys)**

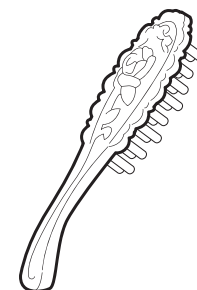
Thanks for helping us make great toys even better!

**CONSUMER INFORMATION**

**Need Assistance?** Visit [service.mattel.com](http://service.mattel.com) or call 1-800-524-8697 (US and Canada only), M-F 9AM - 7PM & SAT 11AM - 5PM, Eastern.

**SERVICE.MATTEL.COM**

Mattel Canada Inc., Mississauga, Ontario L5R 3W2. You may call us free at 1-800-524-8697.  
 Mattel U.K. Ltd., Vanwall Business Park, Maidenhead SL6 4UB. Helpline: 01628500303.  
 Mattel Australia Pty. Ltd., Richmond, Victoria. 3121. Consumer Advisory Service - 1300 135 312.  
 Mattel East Asia Ltd., Room 1106, South Tower, World Finance Centre, Harbour City, Tsimshatsui, HK, China.  
 Diimport & Diedarkan Oleh: Mattel SEA Ptd Ltd. (993532-P) Lot 13.5, 13th Floor, Menara Lien Hoe,  
 Persiaran Tropicana Golf Country Resort, 47410 PJ. Tel: 03-78803817, Fax: 03-78803867.  
 Mattel, Inc., 333 Continental Blvd., El Segundo, CA 90245 U.S.A. Consumer Affairs 1 (800) 524-8697.



**CONTENTS:** Toy includes 3 replaceable AG13 or LR44 alkaline button cell batteries. Batteries included are for demonstration purposes only. Dispose of batteries safely. Colours and decorations may vary. Please remove everything from the package and compare to the contents shown here. If any items are missing, contact your local Mattel office. Keep these instructions for future reference as they contain important information.

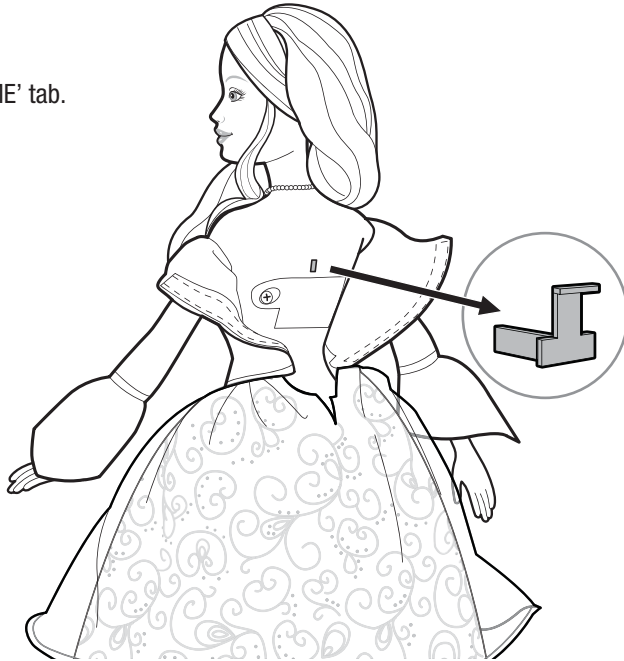
**WARNING:**

**CHOKING HAZARD** - Small parts.  
Not for children under 3 years.

## Getting Ready

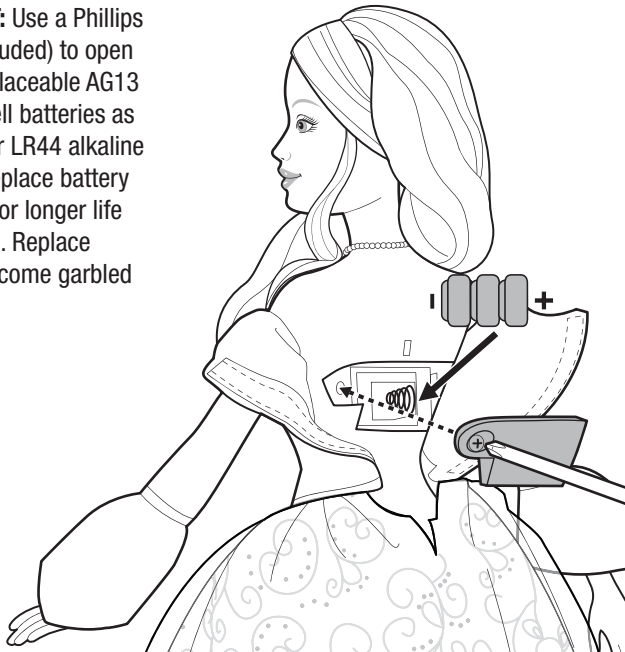
1

Remove and discard 'TRY ME' tab.



2

**BATTERY REPLACEMENT:** Use a Phillips head screwdriver (not included) to open battery doors. Insert 3 replaceable AG13 or LR44 alkaline button cell batteries as shown. Use either AG13 or LR44 alkaline batteries or equivalent. Replace battery cover and screw closed. For longer life use only alkaline batteries. Replace batteries when sounds become garbled or faint.



3

Lift UP: feathers spread out!

Push DOWN: feathers fold together!



4

Press necklace "gem" to hear a song! Press again for another song!

Bend doll's right arm to "hold" her panda!



Doll cannot stand alone.