




Change Eye Shadow Colour!

Fill container (not included) with icy cold water. Dip sponge tip applicator into container. Glide over eyelid as if applying eye shadow to reveal pink colour. **DO NOT PLACE THE CONTAINER IN A REFRIGERATOR.** Apply warm water (not hot) to make colour disappear. **DO NOT** use water that is too hot (above 49C/ 120F) to avoid burns.

Color change will last longer if you do not expose this toy to intense heat or direct sunlight for prolonged periods of time.

Change Pup's Nail Colour!

Fill container (not included) with icy cold water. Dip sponge tip applicator into container. Glide over pup's nails as if applying nail colour to reveal pink colour. **DO NOT PLACE THE CONTAINER IN A REFRIGERATOR.** Apply warm water (not hot) to make colour disappear. **DO NOT** use water that is too hot (above 49C/ 120F) to avoid burns.



Comb pup's hair with short side of comb.

CONSUMER INFORMATION

Need Assistance? Visit www.mattel.com or call 1-800-524-8697 (US and Canada only), M-F 9AM - 7PM & SAT 11AM - 5PM, Eastern.

SERVICE.MATTEL.COM

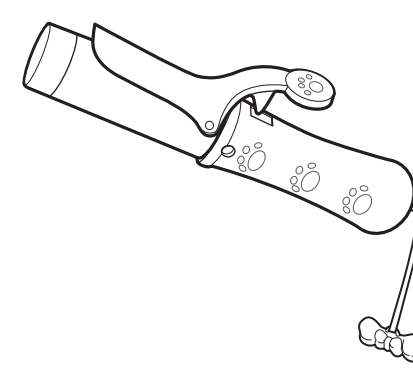
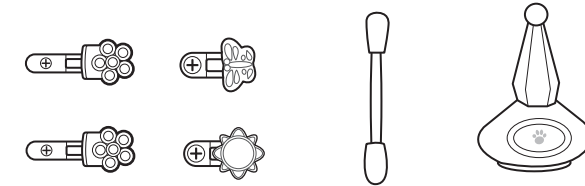
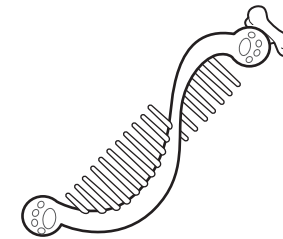

Mattel Canada Inc., Mississauga, Ontario L5R 3W2. You may call us free at 1-800-524-8697.
 Mattel U.K. Ltd., Varwell Business Park, Maidenhead SL6 4UB. Helpline 01628500303
 Mattel Australia Pty. Ltd., Richmond, Victoria. 3121. Consumer Advisory Service - 1300 135 312.
 Mattel East Asia Ltd., Room 1106, South Tower, World Finance Centre, Harbour City, Tsimshatsui, HK, China.
 Diimport & Diedarkan Oleh: Mattel SEA Ptd Ltd.(993532-P) Lot 13.5, 13th Floor, Menara Lien Hoe, Persiaran Tropicana Golf Country Resort, 47410 PJ, Tel:03-78803817, Fax:03-78803867.
 Mattel, Inc., 333 Continental Blvd., El Segundo, CA 90245 U.S.A. Consumer Affairs 1 (800) 524-8697.

3+

Barbie

INSTRUCTIONS

K8599-0920



WARNING:
CHOKING HAZARD - Small parts.
 Not for children under 3 years.

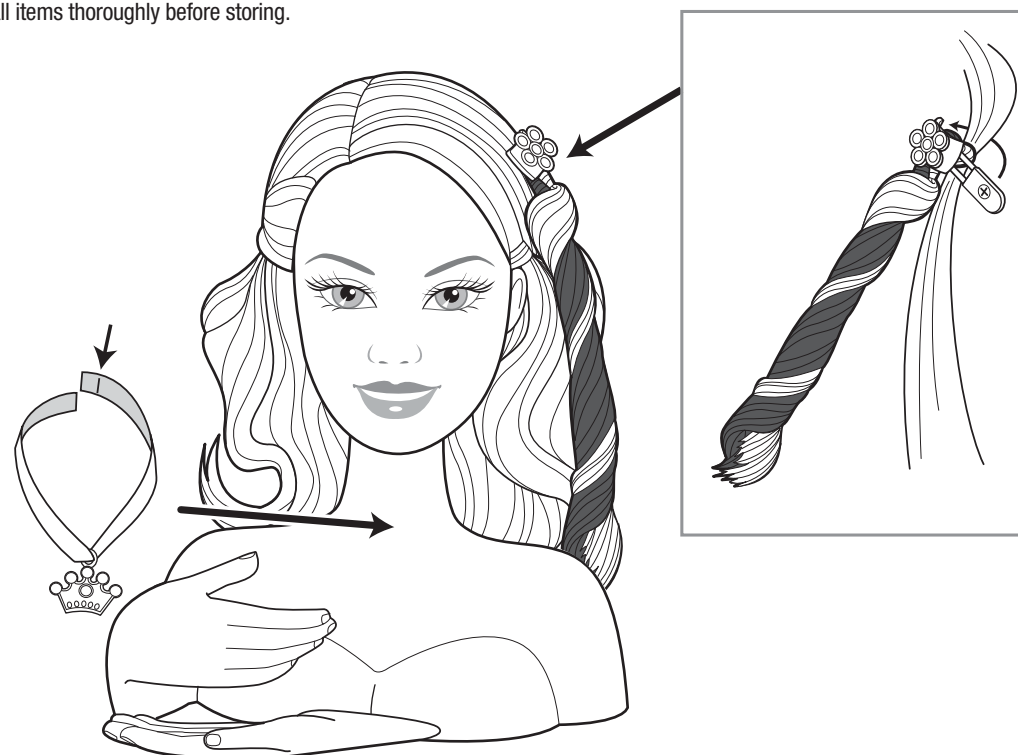
CONTENTS: Colours and decorations may vary from those shown. Please remove everything from the package and compare to the contents shown here. If any items are missing, please contact your local Mattel office. Keep these instructions for future reference as they contain important information.

©2006 Mattel, Inc., El Segundo, CA 90245. All Rights Reserved. Tous droits réservés.

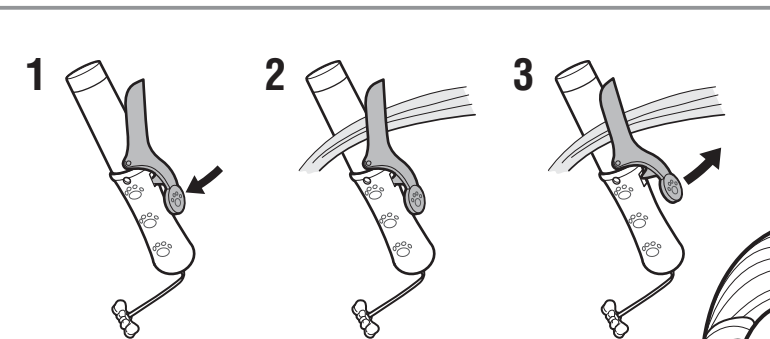
Getting Ready

This is a water play toy. Water toys sometimes get messy. Protect play surfaces before use. Do not use on surfaces that can be damaged by water. Drain, rinse, clean, and dry all items thoroughly before storing.

Attach Hair Extensions and Necklace




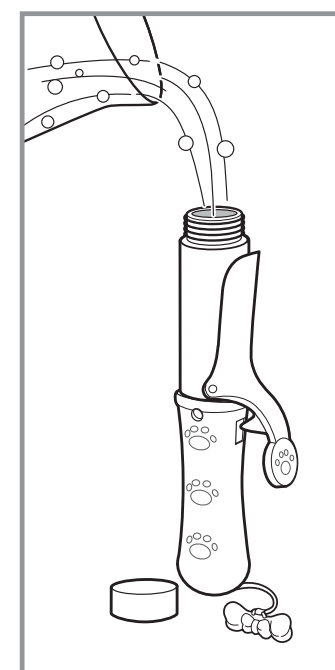
COMB HAS TWO SIDES!
 Comb doll's hair with wide side of comb.
 Comb pup's hair with short side of comb.



Style Hair & Decorate



Change Hair Colour! Warm water changes the hair from Purple to Pink and icy water changes the hair from Pink to Purple. Only purple or pink hair will color change.



Change hair colour using pretend "curling iron". (NOTE: It is for colour change only and will not curl hair.) Remove cap from iron and fill with icy cold water. Screw cap back onto iron. Clamp pink hair at top and pull down slowly. As iron glides over the hair it turns purple. **DO NOT PLACE THE IRON IN A REFRIGERATOR.** Fill iron with warm (not hot) water and glide over purple hair to change back to pink. **DO NOT** use water that is too hot (above 49C/ 120F) to avoid burns.