

Please keep this instruction sheet for future reference, as it contains important information.

Adult assembly is required.

Requires three LR44 button cell **alkaline** batteries (included).

Tool required for battery replacement:
Phillips screwdriver (not included).



③ Tummy Time



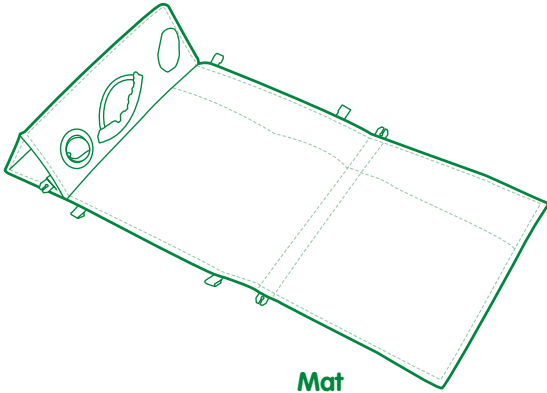
② Sit & Play



① Lay & Play



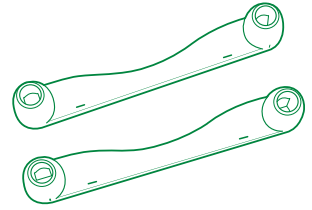
Parts




Mat



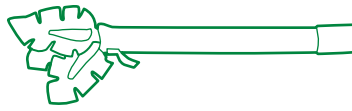
Pillow




Supports




Long Tube



Palm Tube



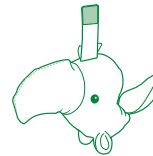
Giraffe Tube



Butterfly Leaf




Tiger



Toucan



Battery Replacement



- Locate the battery compartment door on the back of the tiger.
- Loosen the screws in the battery compartment door with a Phillips screwdriver. Remove the battery compartment door.
- Insert three button cell (LR44) **alkaline** batteries, as indicated inside the battery compartment.

Hint: We recommend using **alkaline** batteries for longer battery life.

- Replace the battery compartment door and tighten the screws with a Phillips screwdriver. Do not over-tighten.
- When sounds become faint or stop, it's time for an adult to change the batteries!



- Protect the environment by not disposing of this product with household waste (2002/96/EC). Check your local authority for recycling advice and facilities (Europe only).

Battery Safety Information

In exceptional circumstances, batteries may leak fluids that can cause a chemical burn injury or ruin your product. To avoid battery leakage:

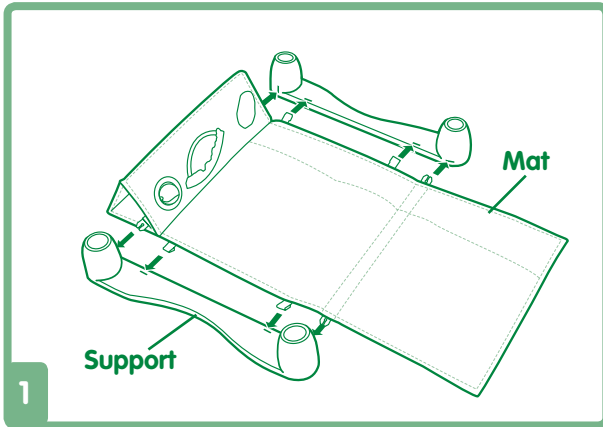
- Do not mix old and new batteries or batteries of different types: alkaline, standard (carbon-zinc) or rechargeable (nickel-cadmium).
- Insert batteries as indicated inside the battery compartment.
- Remove batteries during long periods of non-use. Always remove exhausted batteries from the product. Dispose of batteries safely. Do not dispose of this product in a fire. The batteries inside may explode or leak.
- Never short-circuit the battery terminals.
- Use only batteries of the same or equivalent type, as recommended.
- Do not charge non-rechargeable batteries.
- Remove rechargeable batteries from the product before charging.
- If removable, rechargeable batteries are used, they are only to be charged under adult supervision.



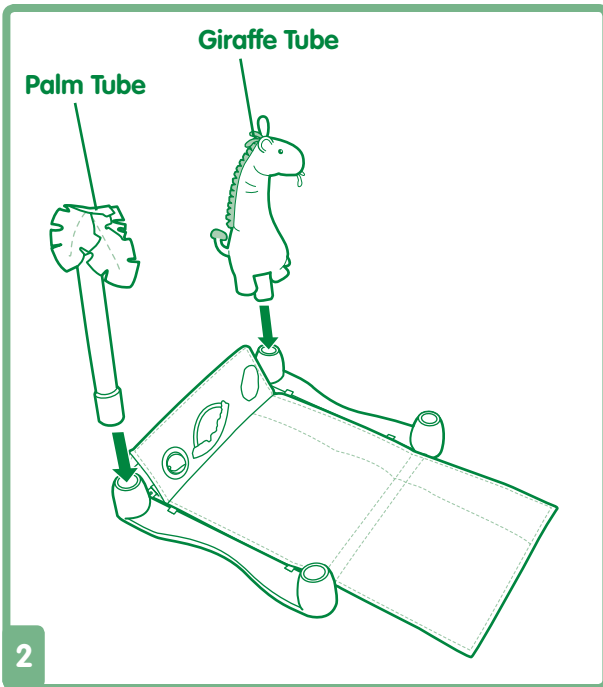
If your product contains replaceable button cell batteries, please remove and recycle the battery(ies). If the batteries in your product are not replaceable, please recycle your product.

- Visit your nearest recycling center. For the location of the nearest recycling center, visit us on-line at **www.service.mattel.com**.
- If a recycling center is not available in your area, contact us for a pre-paid mailing label. Visit us on-line at **www.service.mattel.com** or call us toll-free, **1-800-432-5437**.

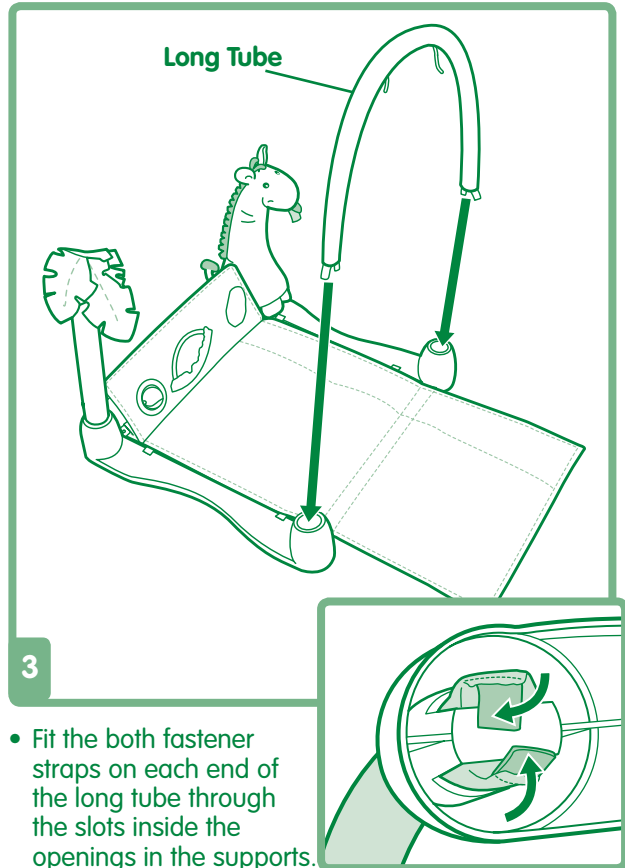
Assembly



- Place the mat, print side up, on a flat surface
- Fit both straps on each side of the mat down through the slots in the supports. Make sure the tab on the end of the strap forms a "T" under the support. Pull up on the mat to be sure it is fastened to the supports.

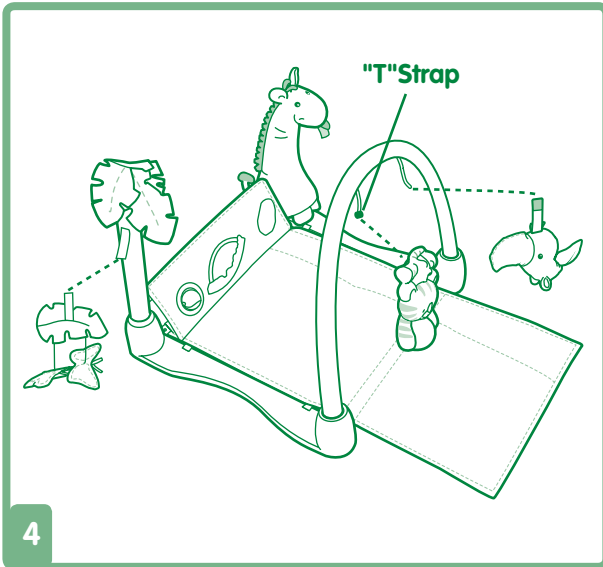


- Fit the palm tube and the giraffe tube into the openings in the supports, as shown.



- Fit the both fastener straps on each end of the long tube through the slots inside the openings in the supports. Fasten the straps underneath the support to secure the tube to the supports.

Assembly



- Fasten the toucan and butterfly leaf to the straps on the arch or palm tube.
- Fit the "T" strap on the arch through the slot in the tiger. Make sure the tab at the end of the strap forms a "T" through the slot.

Musical Fun and Playful Friends!



WARNING

To prevent entanglement injury, never place the gym in a crib or playpen. Never add strings, ties or other products to the gym.

Spin the roller for fun music!



Care

Mat

- Remove the tubes and supports from the mat.
- Machine wash the mat inside a pillow case in cold water on the gentle cycle. Do not use bleach. Line dry the mat.

Tubes, Supports and Activity Toys

- Wipe with a clean cloth dampened with a mild soap and water solution. Do not immerse.

Consumer Information

Visit us on line at
www.service.fisher-price.com

Call Fisher-Price® Consumer Relations, toll-free at **1-800-432-5437**, 9 AM - 7 PM Monday through Friday and 11 AM - 5 PM Saturday. Hearing-impaired consumers using TTY/TDD equipment, please call **1-800-382-7470**. Write to us at: Fisher-Price® Consumer Relations, 636 Girard Avenue, East Aurora, New York 14052.

FCC Statement

United States Only

This equipment has been tested and found to comply with the limits for a Class B digital device, pursuant to Part 15 of the FCC Rules. These limits are designed to provide reasonable protection against harmful interference in a residential installation. This equipment generates, uses and can radiate radio frequency energy and, if not installed and used in accordance with the instructions, may cause harmful interference to radio communications. However, there is no guarantee that interference will not occur in a particular installation. If this equipment does cause harmful interference to radio or television reception, which can be determined by turning the equipment off and on, the user is encouraged to try to correct the interference by one or more of the following measures:

- Reorient or relocate the receiving antenna.
- Increase the separation between the equipment and receiver.
- Consult the dealer or an experienced radio/TV technician for help.

Note: Changes or modifications not expressly approved by the manufacturer responsible for compliance could void the user's authority to operate the equipment.

For countries outside the United States:

CANADA Questions? 1-800-432-5437. Mattel Canada Inc., 6155 Freemont Blvd., Mississauga, Ontario L5R 3W2; www.service.mattel.com.

GREAT BRITAIN: Mattel UK Ltd, Vanwall Business Park, Maidenhead SL6 4UB. Helpline: 01628 500303; www.service.mattel.com/uk.

AUSTRALIA: Mattel Australia Pty. Ltd., 658 Church Street, Locked Bag #870, Richmond, Victoria 3121 Australia. Consumer Advisory Service 1300 135 312.

NEW ZEALAND: 16-18 William Pickering Drive, Albany 1331, Auckland.

ASIA: Mattel East Asia Ltd, Room 1106, South Tower, World Finance Centre, Harbour City, Tsimshatsui, HK, China.