


3+

Barbie

## INSTRUCTIONS

L2940-0920

MATTTEL<sup>®</sup>

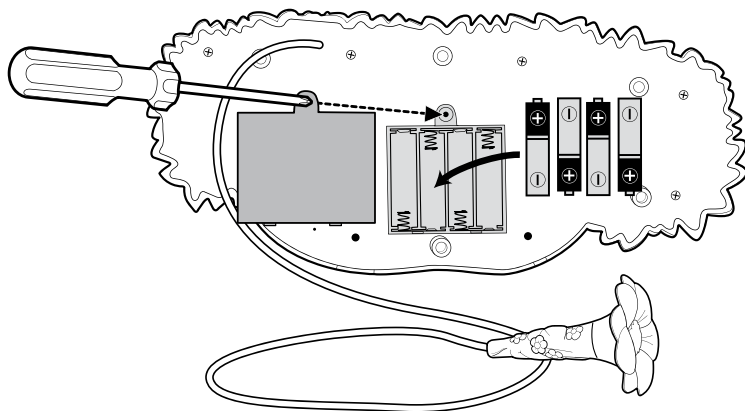
Includes 4 'AA' batteries for demonstration purposes only. For longer life use only alkaline batteries. Dispose of batteries safely.

**Contents:** Colours and decorations may vary from those shown. Please remove everything from the package and compare to the contents shown here. If any items are missing, please contact your local Mattel office. Keep these instructions for future reference as they contain important information.

**WARNING:**  
CHOKING HAZARD - Small parts.  
Not for children under 3 years.

## Getting Ready!

**BATTERY REPLACEMENT:** Replace 4 "AA" batteries included with toy. Use a Phillips head screwdriver (not included) to open battery door. Insert 4 "AA" batteries as shown. Replace battery door and screw closed. For longer life use only alkaline batteries. Replace batteries when sounds become garbled or faint.



Pull ends of strips to release hair.  
Remove any remaining thread  
from doll's hair then comb hair.


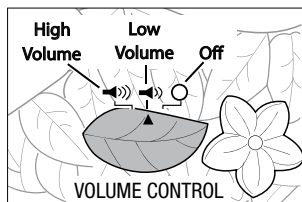


## PLAY MODES: Hear Doll Sing and Talk with Her Animal Friends!


**MUSIC MODE:** Slide VOLUME control to High volume / Low volume. Power LED lights up. Doll prompts play with a greeting! Press MUSIC button. Doll sings one of three songs! Press again for a new song. If MUSIC button is pressed during song playback, next song will start.

**TALK MODE:** Slide VOLUME control to High volume/Low volume. Power LED lights up. Doll prompts play with a greeting! Press "JEWEL" TALK button to hear doll "speak" a phrase. Doll and animals "talk" to each other. Doll will prompt child to style doll's hair and get her ready for the ball. Press again for more conversation.

**NOTE:** Toy "goes to sleep" after a few minutes of inactivity. Restart toy by sliding VOLUME control to OFF (O) then back to High volume / Low volume.



## PLAY MODES: continued



**MICROPHONE MODE:** Slide VOLUME control to High volume / Low volume. Slide Microphone switch UP to ON (I). Microphone will now broadcast what is spoken into it. To sing along with doll, press MUSIC button. Slide Microphone switch DOWN to OFF (O) when finished with play.

For better sound performance, keep microphone away from speaker.


### HELPFUL HINTS:

- If neither MUSIC or "JEWEL" TALK buttons are pressed, toy will start TALK MODE 5 seconds after first welcome phrase.
- Pressing either TALK or MUSIC MODE buttons at any time will override current MODE.
- After current script ends, toy will stop and wait for next button press.
- If toy sees no activity after a few minutes, toy will go to "sleep" and Power LED will go out.


### Style Doll's Hair!



## Accessorize!



## A Fan for You and a Crown, Too!




Protect the environment by not disposing of this product with household waste (2002/96/EC). Check your local authority for recycling advice and facilities.

### BATTERY SAFETY INFORMATION

In exceptional circumstances batteries may leak fluids that can cause a chemical burn injury or ruin your product.

To avoid battery leakage:

- Non-rechargeable batteries are not to be recharged.
- Rechargeable batteries are to be removed from the product before being charged (if designed to be removable).
- Rechargeable batteries are only to be charged under adult supervision (if designed to be removable).
- Do not mix alkaline, standard (carbon-zinc), or rechargeable (nickel-cadmium) batteries.
- Do not mix old and new batteries.
- Only batteries of the same or equivalent type as recommended are to be used.
- Batteries are to be inserted with the correct polarity.
- Exhausted batteries are to be removed from the product.
- The supply terminals are not to be short-circuited.
- Dispose of battery(ies) safely.
- Do not dispose of this product in a fire. The batteries inside may explode or leak.



For U.S.A. market only:

We want you to have fun playing with our products. Please give us your feedback by filling out the short on-line survey. Go to : [service.mattel.com/surveys](http://service.mattel.com/surveys)  
Thanks for helping us make great toys even better!

## For product sold in USA

This device complies with Part 15 of the FCC Rules.

Operation is subject to the following two conditions:

- (1) This device may not cause harmful interference, and (2) this device must accept any interference received, including interference that may cause undesired operation.
- This equipment has been tested and found to comply with the limits for a Class B digital device, pursuant to part 15 of the FCC rules. These limits are designed to provide reasonable protection against harmful interference in a residential installation. This equipment generates, uses and can radiate radio frequency energy and, if not installed and used in accordance with the instructions, may cause harmful interference to radio communications. However, there is no guarantee that interference will not occur in a particular installation. If this equipment does cause harmful interference to radio or television reception, which can be determined by turning the equipment off and on, the user is encouraged to try to correct the interference by one or more of the following measures:
  - Reorient or relocate the receiving antenna.
  - Increase the separation between the equipment and receiver.
  - Connect the equipment into an outlet on a circuit different from that to which the receiver is connected.
  - Consult the dealer or an experienced radio/TV technician for help.

**NOTE: Changes or modifications not expressly approved by the manufacturer responsible for compliance could void the user's authority to operate the equipment.**

For product sold in Canada • Pour les produits vendus au Canada

**THIS CLASS B DIGITAL APPARATUS COMPLIES WITH CANADIAN ICES-003. CET APPAREIL NUMÉRIQUE DE LA CLASSE B EST CONFORME À LA NORME NMB-003 DU CANADA.**

**(VALID FOR CANADA ONLY • VALABLE AU CANADA SEULEMENT)**

Operation is subject to the following two conditions :

- (1) this device may not cause interference, and (2) this device must accept any interference, including interference that may cause undesired operation of the device.
- L'utilisation de ce dispositif est autorisée seulement aux conditions suivantes :

- (1) Il ne doit pas produire de brouillage et (2) il doit pouvoir tolérer tout brouillage radioélectrique reçu, même si ce brouillage est susceptible de compromettre son fonctionnement.

## CONSUMER INFORMATION

**Need Assistance?** Visit [service.mattel.com](http://service.mattel.com) or call 1-800-524-8697 (US and Canada only), M-F 9AM - 7PM & SAT 11AM - 5PM, Eastern.

**SERVICE.MATTEL.COM**

Mattel Canada Inc., Mississauga, Ontario L5R 3W2. You may call us free at 1-800-524-8697. Mattel U.K., Ltd., Vanwall Business Park, Maidenhead SL6 4UB. Helpline 01628500303. Mattel Australia Pty., Ltd., Richmond, Victoria 3121. Consumer Advisory Service 1300 135 312 (valid only in Australia). Mattel East Asia Ltd., Room 1106, South Tower, World Finance Centre, Harbour City, Tsimshatsui, HK, China. Diimport & Diedarkan Oleh: Mattel SEA Ptd Ltd.(993532-P) Lot 13.5, Menara Lien Hoe, Persiaran Tropicana Golf Country Resort, 47410