

This is a battery-operated product.
1 flyer (00007-1849G6) is required
to be placed inside the packaging.


INSTRUCTION SHEET SPECIFICATIONS	
Toy:	The King
Toy No.:	M2283
Part No.:	0920
Trim Size:	A5
Folded Size:	A5
Type of Fold:	
# colors:	One
Colors:	Black
Paper Stock:	White Offset
Paper Weight:	70 lb.
EDM No.:	

TO PLAY


1.



2.



3.



Protect the environment by not disposing of this product with household waste [2002/96/EC]. Check your local authority for recycling advice and facilities.

Plymouth Superbird is a trademark of DaimlerChrysler Corporation. Petty marks used by permission of Petty Marketing LLC.
Plymouth Superbird est une marque de DaimlerChrysler Corporation. Les marques Petty sont utilisées avec l'autorisation de Petty Marketing LLC.

Mattel, Inc., 333 Continental Blvd., El Segundo, CA 90245 U.S.A. All Rights Reserved. Consumer Relations 1-800-524-8697 **Mattel U.K. Ltd.**, Vanwall Business Park, Maidenhead SL6 4UB, Helpline 01628500303. **Mattel Australia Pty Ltd.**, Richmond, Victoria. 3121. Consumer Advisory Service - 1300 135 312. **Mattel East Asia Ltd.**, Room 1106, South Tower, World Finance Centre, Harbour City, Tsimshatsui, HK, China. Diimport & Diedarkan Oleh: **Mattel SEA Ptd Ltd.**(993532-P) Lot 13.5, Menara Lien Hoe, Persiaran Tropicana Golf Country Resort, 47410 P.J. Tel:03-78803817, Fax:03-78803867. **service.mattel.com**



INSTRUCTIONS




M2283-0920
Ass't. M2282

4+

Keep these instructions for future reference as they contain important information.

CONTENTS

Requires 3 AG13 (LR44) batteries. Batteries included are for demonstration purposes only.



© Disney/Pixar

BATTERY INSTALLATION

- Unscrew the battery cover with a Phillips-head screwdriver (not included).
- Remove batteries included for demonstration purposes only and dispose of them safely.
- Insert 3 new "AG13" (LR 44) or equivalent button-cell batteries in the orientation shown.
- Replace the battery cover and tighten screw.
- For best performance, use only alkaline batteries.
- Replace batteries if sounds play slowly or distort.



RECYCLE INFORMATION (USA ONLY)

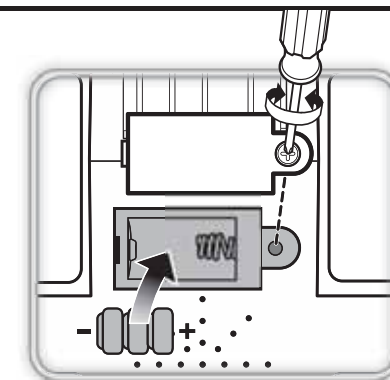
Please recycle button cell batteries contained in this product by:

- Visiting your nearest recycling center. For location of the nearest recycling center visit us online at www.service.mattel.com.
- If a recycling center is not available in your area, contact us for a pre-paid mailing label. Visit us online at www.service.mattel.com or call toll-free at 1-800-524-8697. Valid in the US only.

BATTERY SAFETY INFORMATION

In exceptional circumstances batteries may leak fluids that can cause a chemical burn injury or ruin your product. To avoid battery leakage:

- Non-rechargeable batteries are not to be recharged.
- Rechargeable batteries are to be removed from the product before being charged (if designed to be removable).
- Rechargeable batteries are only to be charged under adult



supervision (if designed to be removable).

- Do not mix alkaline, standard (carbon-zinc), or rechargeable (nickel-cadmium) batteries.
- Do not mix old and new batteries.
- Only batteries of the same or equivalent type as recommended are to be used.
- Batteries are to be inserted with the correct polarity.
- Exhausted batteries are to be removed from the product.
- The supply terminals are not to be short-circuited.
- Dispose of batteries safely.
- Do not dispose of this product in a fire. The batteries inside may explode or leak.

This is a battery-operated product.
1 flyer (00007-1849G6) is required
to be placed inside the packaging.


INSTRUCTION SHEET SPECIFICATIONS	
Toy:	Chick Hicks
Toy No.:	M2284
Part No.:	0920
Trim Size:	A5
Folded Size:	A5
Type of Fold:	
# colors:	One
Colors:	Black
Paper Stock:	White Offset
Paper Weight:	70 lb.
EDM No.:	

TO PLAY

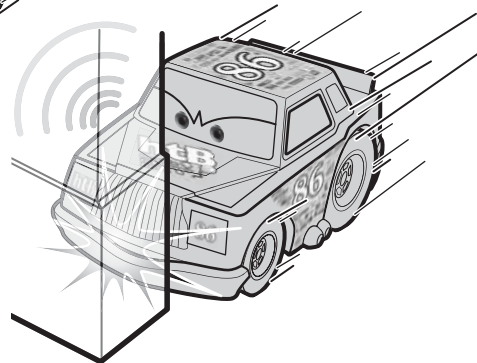
1.



2.



3.



Protect the environment by not disposing of this product with household waste [2002/96/EC]. Check your local authority for recycling advice and facilities.

Mattel, Inc., 333 Continental Blvd., El Segundo, CA 90245 U.S.A. All Rights Reserved. Consumer Relations 1-800-524-8697. Mattel U.K. Ltd., Vanwall Business Park, Maidenhead SL6 4UB, Helpline 01628500303. Mattel Australia Pty Ltd., Richmond, Victoria. 3121. Consumer Advisory Service - 1300 135 312. Mattel East Asia Ltd., Room 1106, South Tower, World Finance Centre, Harbour City, Tsimshatsui, HK, China. Diimport & Diedarkan Oleh: Mattel SEA Ptd Ltd.(993532-P) Lot 13.5, Menara Lien Hoe, Persiaran Tropicana Golf Country Resort, 47410 PJ. Tel:03-78803817, Fax:03-78803867.

service.mattel.com



INSTRUCTIONS



M2284-0920
Ass't. M2282

4+

Keep these instructions for future reference as they contain important information.

CONTENTS

Requires 3 AG13 (LR44)
batteries. Batteries included
are for demonstration
purposes only.



© Disney/Pixar

BATTERY INSTALLATION

- Unscrew the battery cover with a Phillips-head screwdriver (not included).
- Remove batteries included for demonstration purposes only and dispose of them safely.
- Insert 3 new "AG13" (LR 44) or equivalent button-cell batteries in the orientation shown.
- Replace the battery cover and tighten screw.
- For best performance, use only alkaline batteries.
- Replace batteries if sounds play slowly or distort.



RECYCLE INFORMATION (USA ONLY)

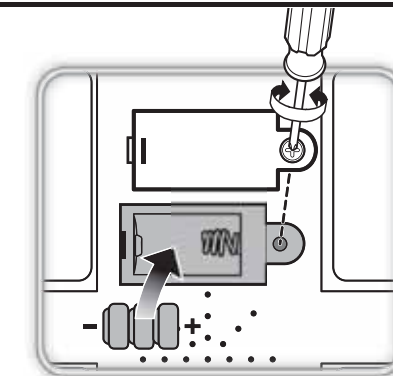
Please recycle button cell batteries contained in this product by:

- Visiting your nearest recycling center. For location of the nearest recycling center visit us online at www.service.mattel.com.
- If a recycling center is not available in your area, contact us for a pre-paid mailing label. Visit us online at www.service.mattel.com or call toll-free at 1-800-524-8697. Valid in the US only.

BATTERY SAFETY INFORMATION

In exceptional circumstances batteries may leak fluids that can cause a chemical burn injury or ruin your product. To avoid battery leakage:

- Non-rechargeable batteries are not to be recharged.
- Rechargeable batteries are to be removed from the product before being charged (if designed to be removable).
- Rechargeable batteries are only to be charged under adult



supervision (if designed to be removable).


- Do not mix alkaline, standard (carbon-zinc), or rechargeable (nickel-cadmium) batteries.
- Do not mix old and new batteries.
- Only batteries of the same or equivalent type as recommended are to be used.
- Batteries are to be inserted with the correct polarity.
- Exhausted batteries are to be removed from the product.
- The supply terminals are not to be short-circuited.
- Dispose of batteries safely.
- Do not dispose of this product in a fire. The batteries inside may explode or leak.

INSTRUCTION SHEET SPECIFICATIONS	
Toy:	Lighting McQueen
Toy No.:	L6246
Part No.:	0920
Trim Size:	A5
Folded Size:	A5
Type of Fold:	
# colors:	One
Colors:	Black
Paper Stock:	White Offset
Paper Weight:	70 lb.
EDM No.:	


This is a battery-operated product. 1 flyer (00007-1849G6) is required to be placed inside the packaging.

TO PLAY

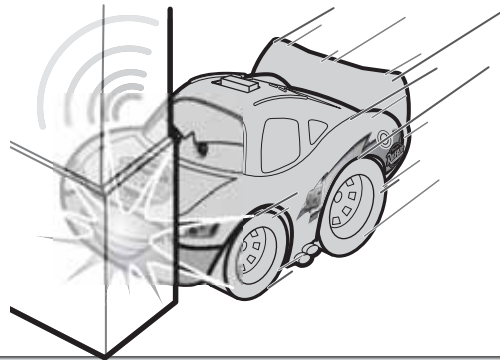
1.



2.



3.



Protect the environment by not disposing of this product with household waste [2002/96/EC]. Check your local authority for recycling advice and facilities.

Mattel, Inc., 333 Continental Blvd., El Segundo, CA 90245 U.S.A. All Rights Reserved. Consumer Relations 1-800-524-8697. Mattel U.K. Ltd., Vanwall Business Park, Maidenhead SL6 4UB, Helpline 01628500303. Mattel Australia Pty Ltd., Richmond, Victoria. 3121. Consumer Advisory Service - 1300 135 312. Mattel East Asia Ltd., Room 1106, South Tower, World Finance Centre, Harbour City, Tsimshatsui, HK, China. Diimport & Diedarkan Oleh: Mattel SEA Ptd Ltd.(993532-P) Lot 13.5, Menara Lien Hoe, Persiaran Tropicana Golf Country Resort, 47410 PJ. Tel:03-78803817, Fax:03-78803867.

service.mattel.com



INSTRUCTIONS




L6246-0920
Ass't.M2282

4+

Keep these instructions for future reference as they contain important information.

CONTENTS

Requires 3 AG13 (LR44) batteries. Batteries included are for demonstration purposes only.



© Disney/Pixar

BATTERY INSTALLATION

- Unscrew the battery cover with a Phillips-head screwdriver (not included).
- Remove batteries included for demonstration purposes only and dispose of them safely.
- Insert 3 new "AG13" (LR 44) or equivalent button-cell batteries in the orientation shown.
- Replace the battery cover and tighten screw.
- For best performance, use only alkaline batteries.
- Replace batteries if sounds play slowly or distort.



RECYCLE INFORMATION (USA ONLY)

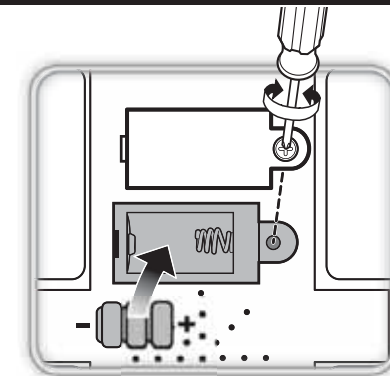
Please recycle button cell batteries contained in this product by:

- Visiting your nearest recycling center. For location of the nearest recycling center visit us online at www.service.mattel.com.
- If a recycling center is not available in your area, contact us for a pre-paid mailing label. Visit us online at www.service.mattel.com or call toll-free at 1-800-524-8697. Valid in the US only.

BATTERY SAFETY INFORMATION

In exceptional circumstances batteries may leak fluids that can cause a chemical burn injury or ruin your product. To avoid battery leakage:

- Non-rechargeable batteries are not to be recharged.
- Rechargeable batteries are to be removed from the product before being charged (if designed to be removable).
- Rechargeable batteries are only to be charged under adult



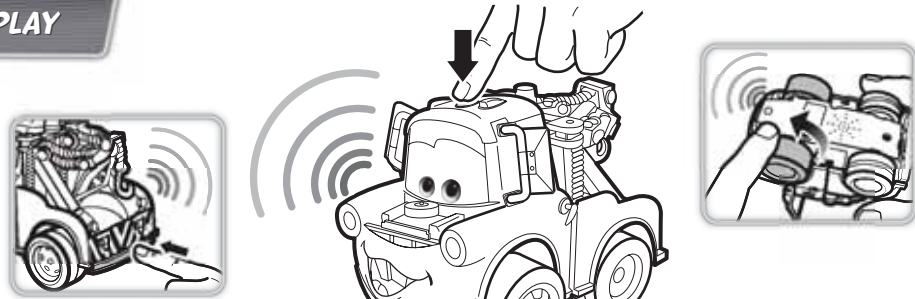
- supervision (if designed to be removable).
- Do not mix alkaline, standard (carbon-zinc), or rechargeable (nickel-cadmium) batteries.
 - Do not mix old and new batteries.
 - Only batteries of the same or equivalent type as recommended are to be used.
 - Batteries are to be inserted with the correct polarity.
 - Exhausted batteries are to be removed from the product.
 - The supply terminals are not to be short-circuited.
 - Dispose of batteries safely.
 - Do not dispose of this product in a fire. The batteries inside may explode or leak.

This is a battery-operated product.
1 flyer (00007-1849G6) is required
to be placed inside the packaging.


INSTRUCTION SHEET SPECIFICATIONS	
Toy:	Mater
Toy No.:	L6247
Part No.:	0920
Trim Size:	A5
Folded Size:	A5
Type of Fold:	
# colors:	One
Colors:	Black
Paper Stock:	White Offset
Paper Weight:	70 lb.
EDM No.:	

TO PLAY

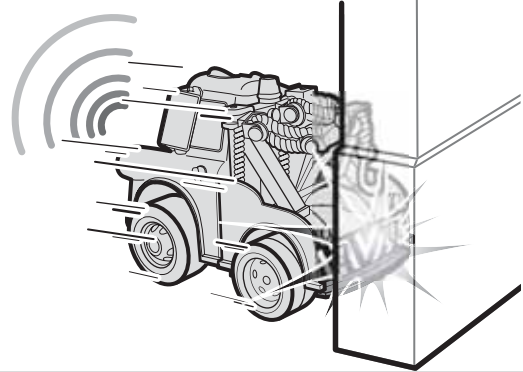
1.



2.



3.



Protect the environment by not disposing of this product with household waste [2002/96/EC]. Check your local authority for recycling advice and facilities.

Mattel, Inc., 333 Continental Blvd., El Segundo, CA 90245 U.S.A. All Rights Reserved. Consumer Relations 1-800-524-8697. Mattel U.K. Ltd., Vanwall Business Park, Maidenhead SL6 4UB, Helpline 01628500303. Mattel Australia Pty Ltd., Richmond, Victoria. 3121. Consumer Advisory Service - 1300 135 312. Mattel East Asia Ltd., Room 1106, South Tower, World Finance Centre, Harbour City, Tsimshatsui, HK, China. Diimport & Diedarkan Oleh: Mattel SEA Ptd Ltd.(993532-P) Lot 13.5, Menara Lien Hoe, Persiaran Tropicana Golf Country Resort, 47410 PJ. Tel:03-78803817, Fax:03-78803867.

service.mattel.com



INSTRUCTIONS




L6247-0920
Ass't.M2282

4+

Keep these instructions for future reference as they contain important information.

CONTENTS

Requires 3 AG13 (LR44)
batteries. Batteries included
are for demonstration
purposes only.



© Disney/Pixar

BATTERY INSTALLATION

- Unscrew the battery cover with a Phillips-head screwdriver (not included).
- Remove batteries included for demonstration purposes only and dispose of them safely.
- Insert 3 new "AG13" (LR 44) or equivalent button-cell batteries in the orientation shown.
- Replace the battery cover and tighten screw.
- For best performance, use only alkaline batteries.
- Replace batteries if sounds play slowly or distort.



RECYCLE INFORMATION (USA ONLY)

Please recycle button cell batteries contained in this product by:

- Visiting your nearest recycling center. For location of the nearest recycling center visit us online at www.service.mattel.com.
- If a recycling center is not available in your area, contact us for a pre-paid mailing label. Visit us online at www.service.mattel.com or call toll-free at 1-800-524-8697. Valid in the US only.

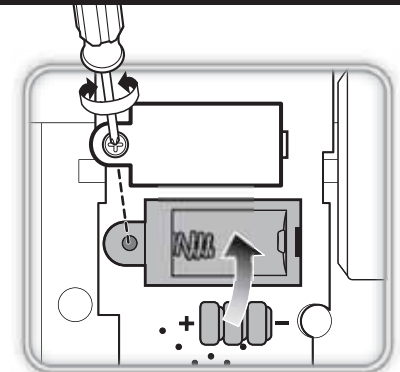
BATTERY SAFETY INFORMATION

In exceptional circumstances batteries may leak fluids that can cause a chemical burn injury or ruin your product. To avoid battery leakage:

- Non-rechargeable batteries are not to be recharged.
- Rechargeable batteries are to be removed from the product before being charged (if designed to be removable).
- Rechargeable batteries are only to be charged under adult

supervision (if designed to be removable).

- Do not mix alkaline, standard (carbon-zinc), or rechargeable (nickel-cadmium) batteries.
- Do not mix old and new batteries.
- Only batteries of the same or equivalent type as recommended are to be used.
- Batteries are to be inserted with the correct polarity.
- Exhausted batteries are to be removed from the product.
- The supply terminals are not to be short-circuited.
- Dispose of batteries safely.
- Do not dispose of this product in a fire. The batteries inside may explode or leak.




This is a battery-operated product.
1 flyer (00007-1849G6) is required
to be placed inside the packaging.


INSTRUCTION SHEET SPECIFICATIONS	
Toy:	Doc Hudson
Toy No.:	L6248
Part No.:	0920
Trim Size:	A5
Folded Size:	A5
Type of Fold:	
# colors:	One
Colors:	Black
Paper Stock:	White Offset
Paper Weight:	70 lb.
EDM No.:	

TO PLAY

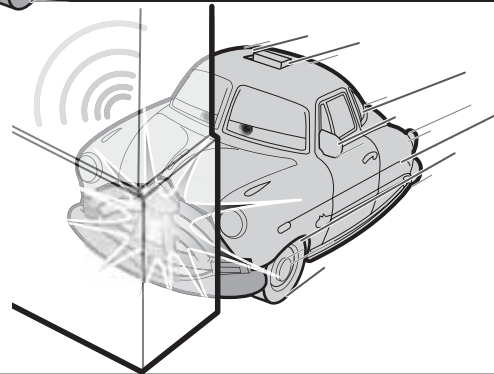
1.



2.



3.



Protect the environment by not disposing of this product with household waste [2002/96/EC]. Check your local authority for recycling advice and facilities.

Hudson Hornet is a trademark of DaimlerChrysler Corporation. Hudson Hornet est une marque de DaimlerChrysler Corporation.

Mattel, Inc., 333 Continental Blvd., El Segundo, CA 90245 U.S.A. All Rights Reserved. Consumer Relations 1-800-524-8697 **Mattel U.K. Ltd.,** Vanwall Business Park, Maidenhead SL6 4UB, Helpline 01628500303. **Mattel Australia Pty Ltd.,** Richmond, Victoria. 3121. Consumer Advisory Service - 1300 135 312. **Mattel East Asia Ltd.,** Room 1106, South Tower, World Finance Centre, Harbour City, Tsimshatsui, HK, China. Diimport & Diedarkan Oleh: **Mattel SEA Ptd Ltd.**(993532-P) Lot 13.5, Menara Lien Hoe, Persiaran Tropicana Golf Country Resort, 47410 PJ. Tel:03-78803817, Fax:03-78803867.

service.mattel.com



INSTRUCTIONS




L6248-0920
Ass't. M2282

4+

Keep these instructions for future reference as they contain important information.

CONTENTS

Requires 3 AG13 (LR44) batteries. Batteries included are for demonstration purposes only.



© Disney/Pixar

BATTERY INSTALLATION

- Unscrew the battery cover with a Phillips-head screwdriver (not included).
- Remove batteries included for demonstration purposes only and dispose of them safely.
- Insert 3 new "AG13" (LR 44) or equivalent button-cell batteries in the orientation shown.
- Replace the battery cover and tighten screw.
- For best performance, use only alkaline batteries.
- Replace batteries if sounds play slowly or distort.



RECYCLE INFORMATION (USA ONLY)

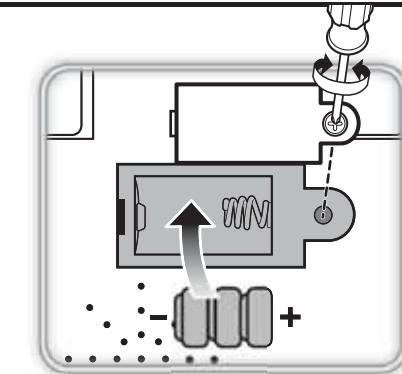
Please recycle button cell batteries contained in this product by:

- Visiting your nearest recycling center. For location of the nearest recycling center visit us online at www.service.mattel.com.
- If a recycling center is not available in your area, contact us for a pre-paid mailing label. Visit us online at www.service.mattel.com or call toll-free at 1-800-524-8697. Valid in the US only.

BATTERY SAFETY INFORMATION

In exceptional circumstances batteries may leak fluids that can cause a chemical burn injury or ruin your product. To avoid battery leakage:

- Non-rechargeable batteries are not to be recharged.
- Rechargeable batteries are to be removed from the product before being charged (if designed to be removable).
- Rechargeable batteries are only to be charged under adult



supervision (if designed to be removable).


- Do not mix alkaline, standard (carbon-zinc), or rechargeable (nickel-cadmium) batteries.
- Do not mix old and new batteries.
- Only batteries of the same or equivalent type as recommended are to be used.
- Batteries are to be inserted with the correct polarity.
- Exhausted batteries are to be removed from the product.
- The supply terminals are not to be short-circuited.
- Dispose of batteries safely.
- Do not dispose of this product in a fire. The batteries inside may explode or leak.

This is a battery-operated product.
1 flyer (00007-1849G6) is required
to be placed inside the packaging.


INSTRUCTION SHEET SPECIFICATIONS	
Toy:	Dinoco McQueen
Toy No.:	M6474
Part No.:	0920
Trim Size:	A5
Folded Size:	A5
Type of Fold:	
# colors:	One
Colors:	Black
Paper Stock:	White Offset
Paper Weight:	70 lb.
EDM No.:	

TO PLAY


1.



2.



3.



Protect the environment by not disposing of this product with household waste [2002/96/EC]. Check your local authority for recycling advice and facilities.

Mattel, Inc., 333 Continental Blvd., El Segundo, CA 90245 U.S.A. All Rights Reserved. Consumer Relations 1-800-524-8697. Mattel U.K. Ltd., Vanwall Business Park, Maidenhead SL6 4UB, Helpline 01628500303. Mattel Australia Pty Ltd., Richmond, Victoria. 3121. Consumer Advisory Service - 1300 135 312. Mattel East Asia Ltd., Room 1106, South Tower, World Finance Centre, Harbour City, Tsimshatsui, HK, China. Diimport & Diedarkan Oleh: Mattel SEA Ptd Ltd.(993532-P) Lot 13.5, Menara Lien Hoe, Persiaran Tropicana Golf Country Resort, 47410 PJ. Tel:03-78803817, Fax:03-78803867.

service.mattel.com



INSTRUCTIONS




M6474-0920
Asst.M2282

4+

Keep these instructions for future reference as they contain important information.

CONTENTS

Requires 3 AG13 (LR44) batteries. Batteries included are for demonstration purposes only.



© Disney/Pixar

BATTERY INSTALLATION

- Unscrew the battery cover with a Phillips-head screwdriver (not included).
- Remove batteries included for demonstration purposes only and dispose of them safely.
- Insert 3 new "AG13" (LR 44) or equivalent button-cell batteries in the orientation shown.
- Replace the battery cover and tighten screw.
- For best performance, use only alkaline batteries.
- Replace batteries if sounds play slowly or distort.



RECYCLE INFORMATION (USA ONLY)

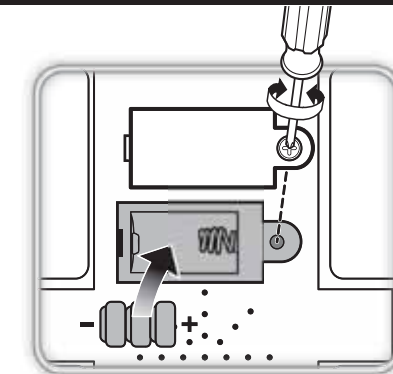
Please recycle button cell batteries contained in this product by:

- Visiting your nearest recycling center. For location of the nearest recycling center visit us online at www.service.mattel.com.
- If a recycling center is not available in your area, contact us for a pre-paid mailing label. Visit us online at www.service.mattel.com or call toll-free at 1-800-524-8697. Valid in the US only.

BATTERY SAFETY INFORMATION

In exceptional circumstances batteries may leak fluids that can cause a chemical burn injury or ruin your product. To avoid battery leakage:

- Non-rechargeable batteries are not to be recharged.
- Rechargeable batteries are to be removed from the product before being charged (if designed to be removable).
- Rechargeable batteries are only to be charged under adult



supervision (if designed to be removable).

- Do not mix alkaline, standard (carbon-zinc), or rechargeable (nickel-cadmium) batteries.
- Do not mix old and new batteries.
- Only batteries of the same or equivalent type as recommended are to be used.
- Batteries are to be inserted with the correct polarity.
- Exhausted batteries are to be removed from the product.
- The supply terminals are not to be short-circuited.
- Dispose of batteries safely.
- Do not dispose of this product in a fire. The batteries inside may explode or leak.