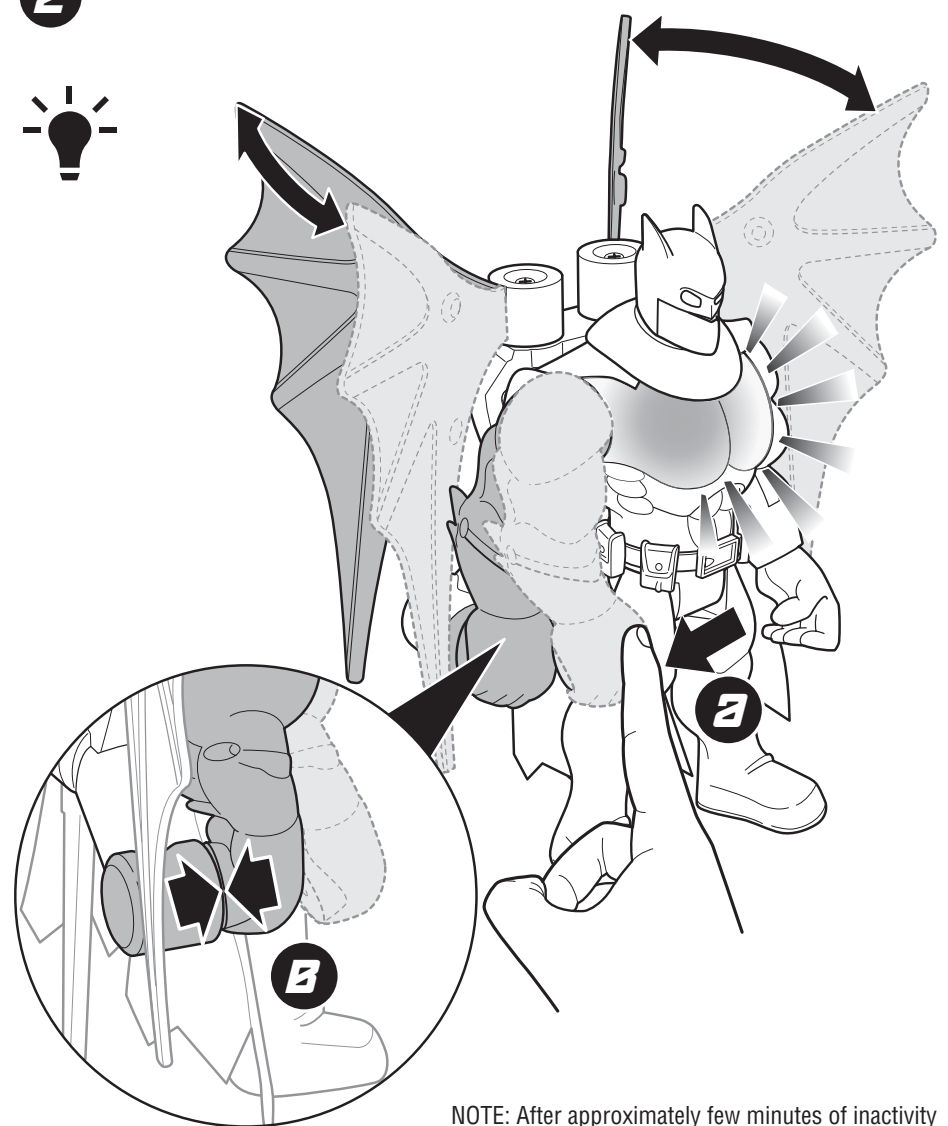


This is a battery-operated product. 1 flyer (00007-1849 G6) is required to be placed inside the packaging.

## TO PLAY

2



NOTE: After approximately few minutes of inactivity the figure will go into sleep mode. Move the POWER SWITCH back and forth to reactivate.

# DC SUPER FRIENDS

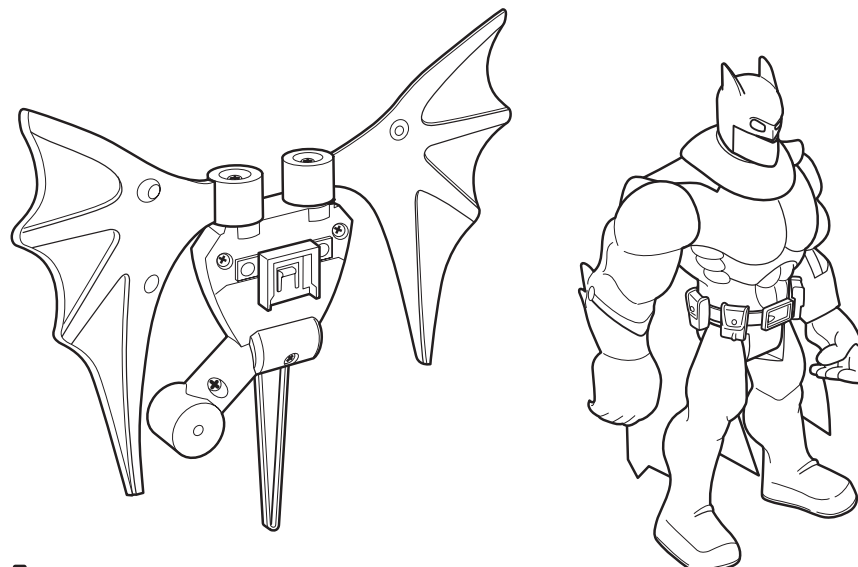
3+



M2786-0920  
Assl. K4004

## BATMAN™ CONNECT-N-GO™ FIGURE INSTRUCTIONS

Please keep these instructions for future reference as they contain important information.



3

Requires 3 "AAA" (LR03) alkaline batteries.  
Batteries included are for demonstration purposes.



DC SUPER FRIENDS and all related characters and elements are trademarks of and © DC Comics. WB SHIELD: TM & © Warner Bros. Entertainment Inc. (s07)

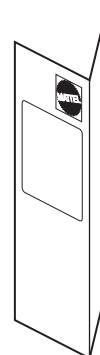
2007 Mattel, Inc. All Rights Reserved.

Mattel, Inc., 333 Continental Blvd., El Segundo, CA 90245 U.S.A. Consumer Relations 1 (800) 524-8697 service.mattel.com • Mattel Canada Inc., Mississauga, Ontario L5R 3W2. You may call us free at 1-800-524-8697. • Mattel U.K. Ltd., Vanwall Business Park, Maidenhead, SL6 4UB. Helpline 01628500303 • Mattel Australia Pty. Ltd., Richmond, Victoria, 3121 Consumer Advisory Service - 1300 135 312. • Mattel East Asia Ltd., Room 1106, South Tower, World Finance Centre, Harbour City, Tsingtsui, HK, China. • Diimport & Diedarkan Oleh: Mattel SEA Ptd Ltd. (993532-P) Lot 13.5, 13th Floor, Menara Lien Hoe, Persiaran Tropicana Golf Country Resort, 47410 P.J. Tel: 03-78803817, Fax: 03-78803867.

service.mattel.com

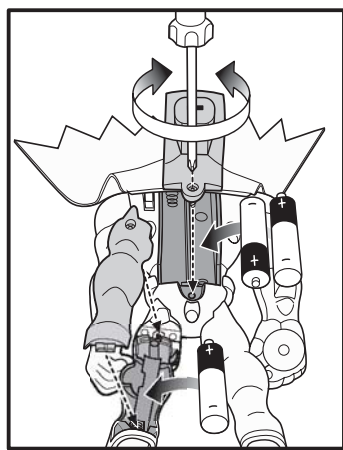
### INSTRUCTION SHEET SPECIFICATIONS

Toy: BATMAN CONNECT-N-GO  
Toy No.: M2786  
Part No.: 0920  
Item Size: 11.22" X 8.27"  
Folded Size: 5.61" X 8.27"  
Type of Fold: 2  
# colors: ONE  
Colors: BW  
Paper Stock:  
Paper Weight:  
EDM No.:



## BATTERY INSTALLATION/REPLACEMENT

Remove battery cover with a Phillips head screwdriver (not included). Remove batteries included for demonstration purposes and dispose of them safely. Insert 3 "AAA" alkaline batteries in the orientation shown. For best performance use only alkaline batteries. Replace the batteries if the lights become dim or do not function properly.



### BATTERY SAFETY INFORMATION

In exceptional circumstances batteries may leak fluids that can cause a chemical burn injury or ruin your product. To avoid battery leakage:

- Non-rechargeable batteries are not to be recharged.
- Rechargeable batteries are to be removed from the product before being charged (if designed to be removable).
- Rechargeable batteries are only to be charged under adult supervision (if designed to be removable).
- Do not mix alkaline, standard (carbon-zinc), or rechargeable (nickel-cadmium) batteries.

- Do not mix old and new batteries.
- Only batteries of the same or equivalent type as recommended are to be used.
- Batteries are to be inserted with the correct polarity.
- Exhausted batteries are to be removed from the product.
- The supply terminals are not to be short-circuited.
- Dispose of battery(ies) safely.
- Do not dispose of this product in a fire. The batteries inside may explode or leak.

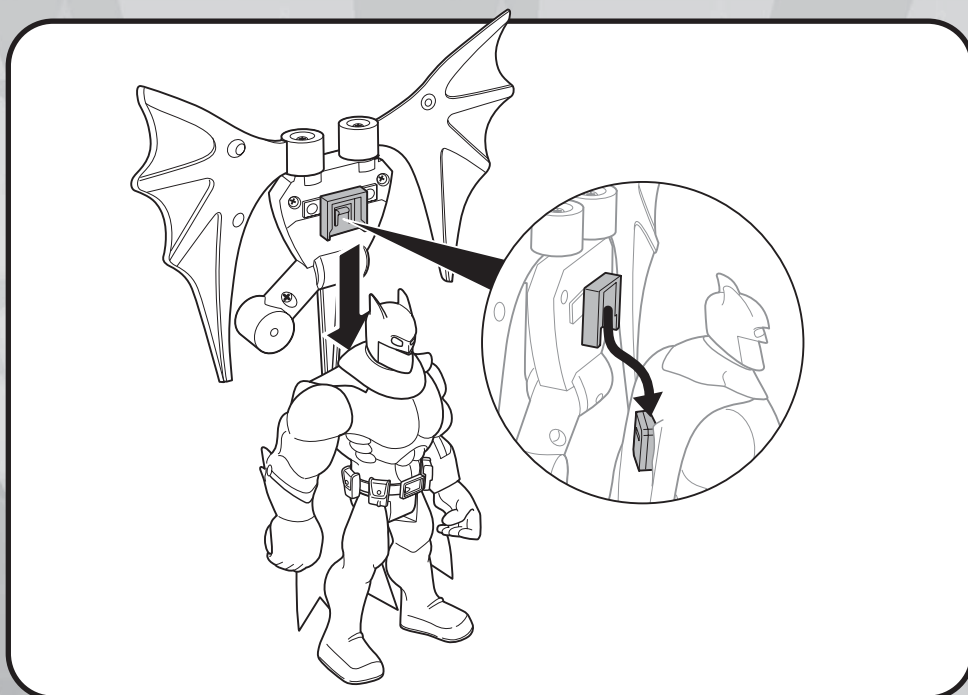


Protect the environment by not disposing of this product with household waste [2002/96/EC]. Check your local authority for recycling advice and facilities.



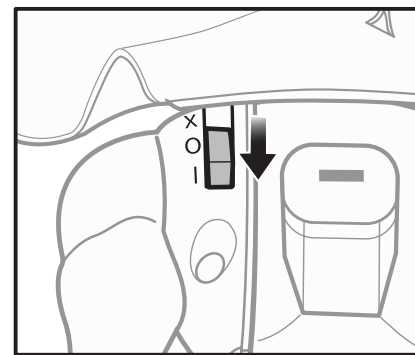
This product contains magnets. Do not use around items that are sensitive to or affected by magnetic fields.

## ASSEMBLY



## TO PLAY

1 Move the POWER SWITCH to ON (I).



I = ON  
O = OFF  
X = TRY ME