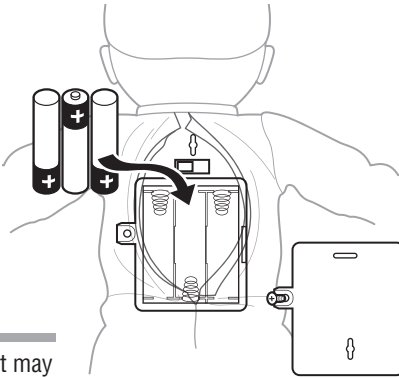


Battery Replacement

Batteries included are for demonstration purposes only. Replace batteries when sound becomes distorted or the doll does not respond.

For longer life use only alkaline batteries. Toy requires 3 replaceable AA/LR6 alkaline batteries. To replace batteries, open fabric on back of toy. Use a Phillips head screwdriver (not included) to open battery door. Insert 3 AA/LR6 alkaline batteries as shown. Use either AA/LR6 alkaline batteries or equivalent. Replace battery cover and screw closed.



When exposed to an electrostatic source, the product may malfunction. Turn the switch off and then power on again.

Battery Safety Information

In exceptional circumstances batteries may leak fluids that can cause a chemical burn injury or ruin your product. To avoid battery leakage:

- Non-rechargeable batteries are not to be recharged.
- Rechargeable batteries are to be removed from the product before being charged (if designed to be removable).
- Rechargeable batteries are only to be charged under adult supervision (if designed to be removable).
- Do not mix alkaline, standard (carbon-zinc), or rechargeable (nickel-cadmium) batteries.
- Do not mix old and new batteries.
- Only batteries of the same or equivalent type as recommended are to be used.
- Batteries are to be inserted with the correct polarity.
- Exhausted batteries are to be removed from the product.
- The supply terminals are not to be short-circuited.
- Dispose of battery(ies) safely.
- Do not dispose of this product in a fire. The batteries inside may explode or leak.

For product sold in USA

This device complies with Part 15 of the FCC Rules.

Operation is subject to the following two conditions:

(1) This device may not cause harmful interference, and (2) this device must accept any interference received, including interference that may cause undesired operation.

• This equipment has been tested and found to comply with the limits for a Class B digital device, pursuant to part 15 of the FCC rules. These limits are designed to provide reasonable protection against harmful interference in a residential installation. This equipment generates, uses and can radiate radio frequency energy and, if not installed and used in accordance with the instructions, may cause harmful interference to radio communications. However, there is no guarantee that interference will not occur in a particular installation. If this equipment does cause harmful interference to radio or television reception, which can be determined by turning the equipment off and on, the user is encouraged to try to correct the interference by one or more of the following measures:

- Reorient or relocate the receiving antenna.
- Increase the separation between the equipment and receiver.

• Connect the equipment into an outlet on a circuit different from that to which the receiver is connected.

- Consult the dealer or an experienced radio/TV technician for help.

NOTE: Changes or modifications not expressly approved by the manufacturer responsible for compliance could void the user's authority to operate the equipment.

THIS CLASS B DIGITAL APPARATUS COMPLIES WITH CANADIAN ICES-003.

Operation is subject to the following two conditions:

(1) this device may not cause interference, and (2) this device must accept any interference, including interference that may cause undesired operation of the device.

CET APPAREIL NUMÉRIQUE DE LA CLASSE B EST CONFORME À LA NORME NMB-003 DU CANADA.

L'utilisation de ce dispositif est autorisée seulement aux conditions suivantes:

(1) Il ne doit pas produire de brouillage et (2) il doit pouvoir tolérer tout brouillage radioélectrique reçu, même si ce brouillage est susceptible de compromettre son fonctionnement.

Fisher-Price®

INSTRUCTIONS CONTENTS

2+



M3096-0920

M3097

N1705

N1602

N1603

N2837

N3480

M3096



M3097



N1705



Protect the environment by not disposing of this product with household waste (2002/96/EC). Check your local authority for recycling advice and facilities.

SURFACE WASHABLE ONLY.

CONSUMER INFORMATION

Need Assistance? Visit service.mattel.com or call 1-800-524-8697 (US and Canada only), M-F 9AM - 7PM & SAT 11AM - 5PM, Eastern.

SERVICE.MATTEL.COM

Mattel Canada Inc., Mississauga, Ontario L5R 3W2. You may call us free at 1-800-524-8697. • Mattel U.K. Ltd., Vanwall Business Park, Maidenhead SL6 4UB, Helpline 01628 500303. • Mattel Australia Pty., Ltd., Richmond, Victoria. 3121. Consumer Advisory Service - 1300 135 312. • Mattel East Asia Ltd., Room 1106, South Tower, World Finance Centre, Harbour City, Tsimshatsui, HK, China. • Diimport &

Diedarkan Oleh: Mattel SEA Ptd Ltd.(993532-P) Lot 13.5, 13th Floor, Menara Lien Hoe, Persiaran Tropicana Golf Country Resort, 47410 P.J. Tel:03-78803817, Fax:03-78803867. • Mattel, Inc., 333 Continental Blvd., El Segundo, CA 90245 U.S.A. Consumer Affairs 1 (800) 524-8697.

Batteries included are for demonstration purposes only. Replace with 3 AA (LR6) alkaline batteries. For longer life use only alkaline batteries.

Wire cutters are required to remove the cable ties.

Please remove everything from the package and compare to the contents shown here. If any items are missing, please contact your local Mattel office.

Keep these instructions for future reference as they contain important information.

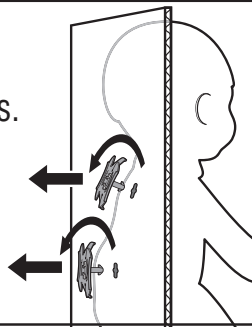
© 2008 Mattel, Inc. All Rights Reserved.

I know 6 body parts in English and Spanish.

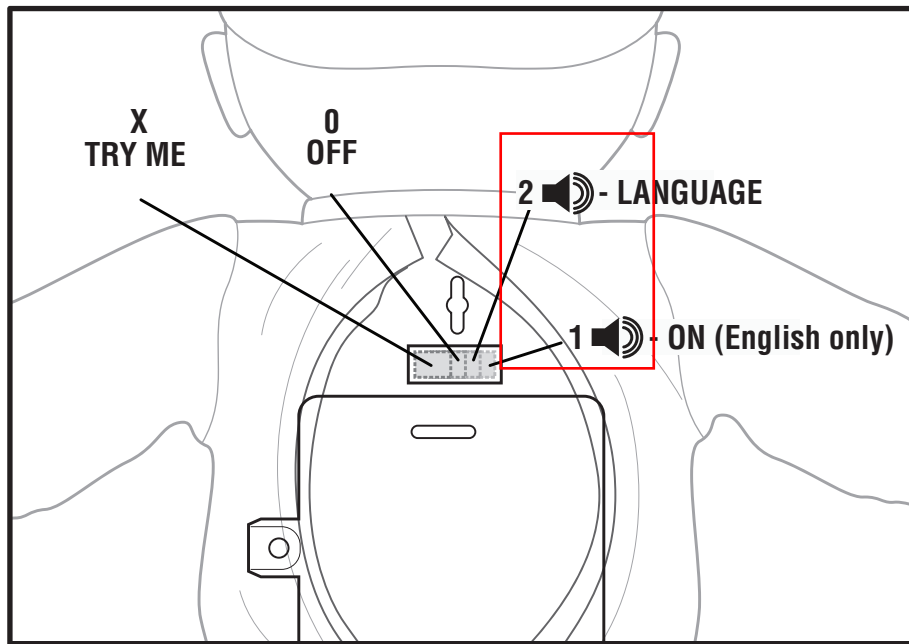
Put my hands together or to my eyes, ears or mouth!

REMOVING DOLL FROM PACKAGE

The doll is secured for shipping with 2 key locks. Turn the 2 key locks 180° to remove. Discard these pieces and the cardboard.



- 1 Turn on power. The power switch has 4 settings for different play. The 4 switch positions are shown here.



TRY ME mode is shortened play mode. Doll says 3 phrases: an English phrase, a Spanish phrase, and then a random English phrase.

- 2 Move the doll's hands to her eyes, mouth, ears, tummy, toes, or put the hands together and hear the doll identify that part of the body. The doll identifies body parts in either English (switch positioned to "1") or Spanish (switch positioned to "2"). She says up to 4 phrases **(English only)** too.



- 3 The doll plays games too (Spanish only). Place the doll's hand to her mouth, she will sing ABCs. The hands together, she "claps." Her hand on her stomach, and she makes "tickle" sounds. Put her hand **next to her toes**, and she plays "This Little Piggy."