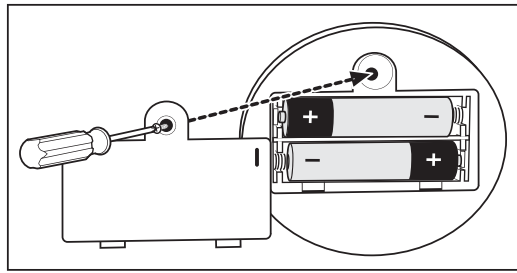


## Battery Replacement

Replace batteries when motion becomes slow. Toy requires 2 replaceable AAA (LR03) alkaline batteries. To remove battery cover, use a Phillips head screwdriver (not included). Insert 2 AAA (LR03) or equivalent batteries as shown. Replace battery cover and screw closed.



## Battery Safety Information

In exceptional circumstances batteries may leak fluids that can cause a chemical burn injury or ruin your product. To avoid battery leakage:

- Non-rechargeable batteries are not to be recharged.
- Rechargeable batteries are to be removed from the product before being charged (if designed to be removable).
- Rechargeable batteries are only to be charged under adult supervision (if designed to be removable).
- Do not mix alkaline, standard (carbon-zinc), or rechargeable (nickel-cadmium) batteries.
- Do not mix old and new batteries.
- Only batteries of the same or equivalent type as recommended are to be used.
- Batteries are to be inserted with the correct polarity.
- Exhausted batteries are to be removed from the product.
- The supply terminals are not to be short-circuited.
- Dispose of batteries safely.
- Do not dispose of this product in a fire. The batteries inside may explode or leak.

**The FCC Flyer is required to be placed inside the packaging.**

**00007-1849G6**



Protect the environment by not disposing of this product with household waste [2002/96/EC]. Check your local authority for recycling advice and facilities.

Lip gloss may stain fabrics and other surfaces. Avoid contact with carpet, clothing, walls and furniture. Drain, rinse, clean and dry all items thoroughly before storing.

The cosmetic contained in this product have been sealed with a tamper-evident seal. If this seal is broken, do not use this product and call consumer relations department 1-800-524-8697 for a replacement.

## CONSUMER INFORMATION

Need Assistance? Visit [service.mattel.com](http://service.mattel.com) or call 1-800-524-8697 (US and Canada only), M-F 9AM - 7PM & SAT 11AM - 5PM, Eastern.

[SERVICE.MATTEL.COM](http://SERVICE.MATTEL.COM)

Mattel Canada Inc., Mississauga, Ontario L5R 3W2. You may call us free at/ Composez sans frais le 1-800-524-8697.

Mattel U.K. Ltd., Vanwall Business Park, Maidenhead SL6 4UB. Helpline 01628 500303.

Mattel Australia Pty., Ltd., Richmond, Victoria. 3121. Consumer Advisory Service - 1300 135 312.

Mattel East Asia Ltd., Room 1106, South Tower, World Finance Centre, Harbour City, Tsimshatsui, HK, China.

Diimport & Diedarkan Oleh: Mattel SEA Ptd Ltd.(993532-P) Lot 13.5, 13th Floor, Menara Lien Hoe, Persiaran Tropicana Golf Country Resort, 47410 PJ. Tel:03-78803817, Fax:03-78803867.

Mattel, Inc., 333 Continental Blvd., El Segundo, CA 90245 U.S.A. Consumer Relations 1 (800) 524-8697.

5+

Barbie

INSTRUCTIONS

MATTEL®

## CONTENTS




Batteries included are for demonstration purposes only. Replace with 2 AAA (LR03) alkaline batteries. For longer life use only alkaline batteries.

Please remove everything from the package and compare to the contents shown here. If any items are missing, please contact your local Mattel office. Keep these instructions for future reference as they contain important information.

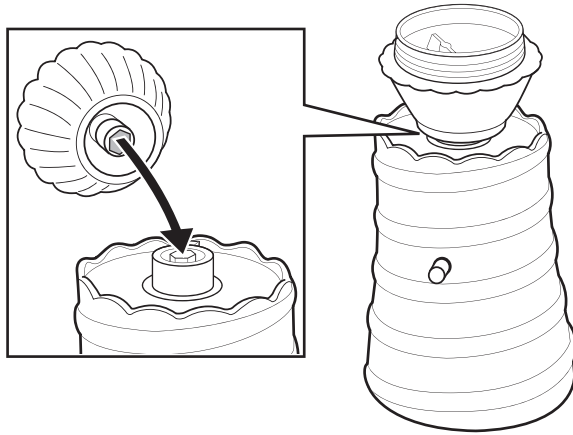
**WARNING:**  
CHOKING HAZARD - Small parts.  
Not for children under 3 years.

# Mix your own lip gloss in 3 different flavors!

1



2



3

Add base.

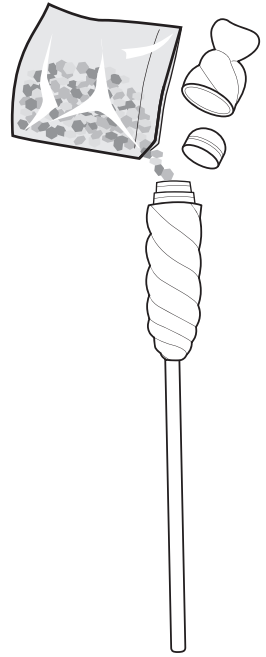


4

Add flavor scent.



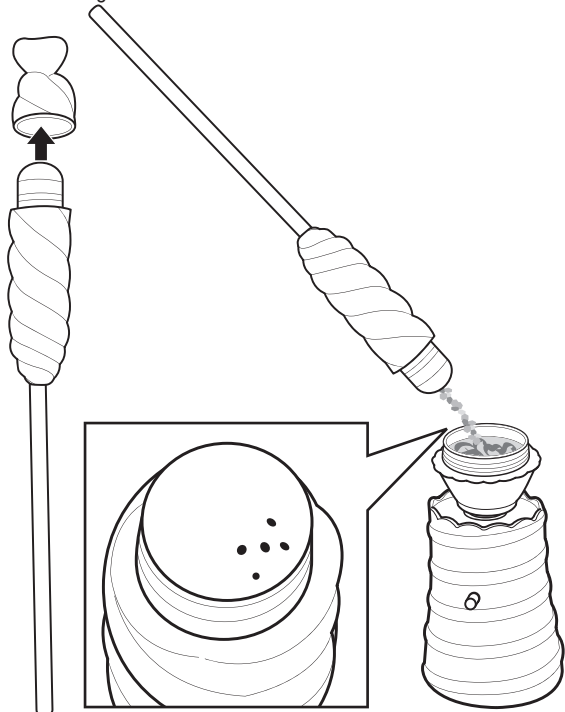
5



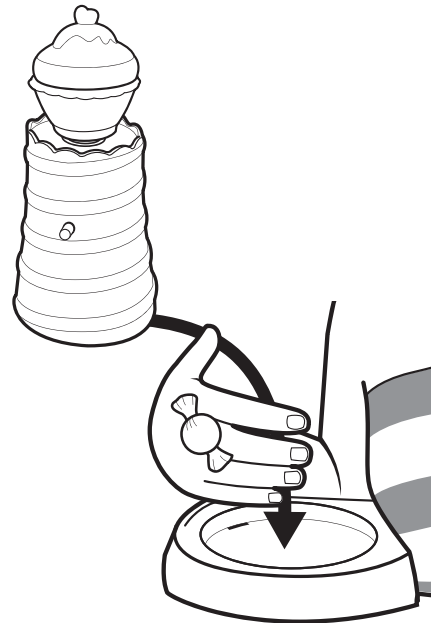
**Note:** Mixing works best when the gloss is applied on the bottom of the container to the side of the blades.

6

Add glitter.



7



8

