




# Mickey's Surprise Clubhouse

Please keep these instructions for future reference as they contain important information.




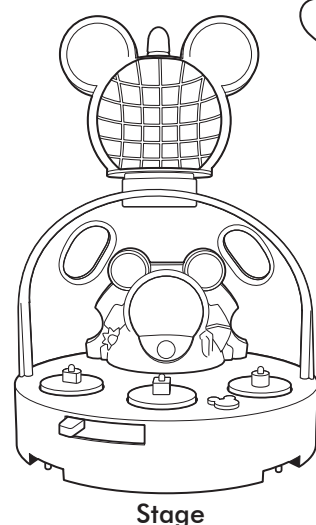


## BEFORE YOU BEGIN

- Remove and discard the "Try Me" pull-tab, located on the bottom of the STAGE next to the battery compartment (see battery diagram). Once the "Try Me" pull tab is removed, the toy will perform its full play pattern as described below.
- Be sure the ON/OFF switch is in the ON position. The ON/OFF switch is also located on the bottom of the STAGE, next to the battery compartment.



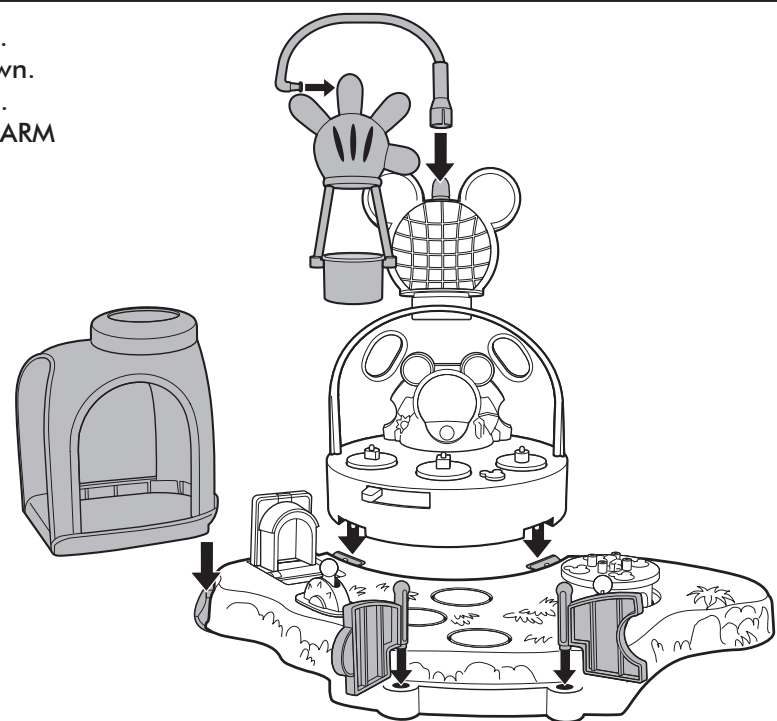
## WHAT'S INCLUDED?

3 Figures:



## HOW TO ASSEMBLE

- Attach the STAGE to the BASE, as shown.
- Attach the GARAGE to the BASE, as shown.
- Attach the GATES to the BASE, as shown.
- Insert the HOT-AIR BALLOON SUPPORT ARM into the top of the STAGE, as shown.




**ADULT ASSEMBLY REQUIRED.**  
No tools required for assembly.

## HOW TO PLAY

- Open the front GATES and the walkway to the Clubhouse will magically appear!
- Place the figures on their pedestals to hear character phrases.  
NOTE: Each character has only one pedestal that it will fit on.
- Slide the Pedestal Lever on the front of the STAGE to move the pedestals up and down and hear the "Hot Dog" song.
- Press the Talk Button found on the stage to hear additional phrases from the characters.
- Pull the Picnic Table Lever to pop up the picnic table.
- Pull the Doghouse Lever to pop up Pluto's doghouse.


NOTE: You can purchase additional figures separately and place them on Pluto's pedestal to hear Mickey welcome you to the clubhouse.



## BATTERY INSTALLATION

Unscrew and lift cover away from bottom of product. Replace batteries as indicated inside the battery compartment. Batteries included are for demonstration purposes only. For longer life use only alkaline batteries. Requires 3 "AA" (LR6) batteries.

Required tool: Phillips screwdriver (not included)



### BATTERY SAFETY INFORMATION

In exceptional circumstances batteries may leak fluids that can cause a chemical burn injury or ruin your toy (product). To avoid battery leakage:

- Non-rechargeable batteries are not to be recharged.
- Rechargeable batteries are to be removed from the toy before being charged (if designed to be removable).
- Rechargeable batteries are only to be charged under adult supervision (if designed to be removable).
- Do not mix alkaline, standard (carbon-zinc), or rechargeable (nickel-cadmium) batteries.
- Do not mix old and new batteries.
- Only batteries of the same or equivalent type as recommended are to be used.
- Batteries are to be inserted with the correct polarity.
- Exhausted batteries are to be removed from the toy.
- The supply terminals are not to be short-circuited.
- Dispose of battery(ies) safely.
- Do not dispose of this toy in a fire. The batteries inside may explode or leak.

This equipment has been tested and found to comply with the limits for a Class B digital device, pursuant to part 15 of the FCC rules. These limits are designed to provide reasonable protection against harmful interference in a residential installation. This equipment generates, uses and can radiate radio frequency energy and, if not installed and used in accordance with the instructions, may cause harmful interference to radio communications. However, there is no guarantee that interference will not occur in a particular installation. If this equipment does cause harmful interference to radio or television reception, which can be determined by turning the equipment off and on, the user is encouraged to try to correct the interference by one or more of the following measures: Reorient or relocate the receiving antenna. Increase the separation between the equipment and receiver. Connect the equipment into an outlet on a circuit different from that to which the receiver is connected.

Consult the dealer or an experienced radio/TV technician for help. Mattel Inc. 333 Continental Blvd. El Segundo, CA (310) 252-2400

NOTE: Changes or modifications not expressly approved by the manufacturer responsible for compliance could void the user's authority to operate the equipment.

This device complies with part 15 of the FCC Rules. Operation is subject to the following two conditions:

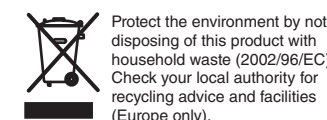
- (1) This device may not cause harmful interference, and
- (2) this device must accept any interference received, including interference that may cause undesired operation.

- THIS CLASS B DIGITAL APPARATUS COMPLIES WITH CANADIAN ICES-003.
- CET APPAREIL NUMERIQUE DE LA CLASSE B EST CONFORME A LA NORME NMB-003 DU CANADA.

- Operation is subject to the following two conditions: (1) this device may not cause interference, and (2) this device must accept any interference, including interference that may cause undesired operation of the device.
- L'utilisation de ce produit est sujette aux conditions suivantes: (1) il ne doit pas produire de brouillage et (2) il doit pouvoir tolérer tout brouillage reçu, même si ce brouillage est susceptible de compromettre son fonctionnement.

© Disney  
Visit the Disney Web site at [www.disney.com](http://www.disney.com)  
Fisher-Price, Inc., a subsidiary of Mattel, Inc., East Aurora, NY 14052 U.S.A.  
**PRINTED IN CHINA.**  
Manufactured for Fisher-Price. ©2008 Mattel, Inc. All Rights Reserved.  
® and ™ designate U.S. trademarks of Mattel, Inc., unless otherwise indicated.  
For countries outside the United States:  
Canada: Mattel Canada Inc., 6155 Freemont Blvd., Mississauga, Ontario L5R 3W2: [www.service.mattel.com](http://www.service.mattel.com).  
Great Britain: Mattel U.K. Ltd., Vanwall Business Park, Maidenhead SL6 4UB. Helpline 01628 500303.  
[www.service.mattel.com/uk](http://www.service.mattel.com/uk)  
Australia: Mattel Australia Pty. Ltd., 658 Church Street, Locked Bag #870, Richmond, Victoria, 3121 Australia.  
Consumer Advisory Service - 1300 135 312.  
New Zealand: 16-18 William Pickering Drive, Albany 1331, Auckland.  
Asia: Mattel East Asia Ltd., Room 1106, South Tower, World Finance Centre, Harbour City, Tsimshatsui, HK, China.

**CONSUMER ASSISTANCE**  
Call toll free: 1-800-432-5437 (US & Canada only)  
M-F 9AM to 7PM / SAT 11AM to 5PM (EST)  
**service.fisher-price.com**  
Write to us at: Fisher-Price® Consumer Relations,  
636 Girard Avenue, East Aurora, New York 14052.  
Hearing-impaired consumers using TTY/TDD equipment,  
please call 1-800-382-7470.



**08/14/08 Remark for G1**  
- Revised line art drawing  
- Updated FCC statement

Item : M9888-0920G1  
Version : EL  
Size : A4  
Paper : Woodfree Paper 80 gsm  
Color : 1C  
Date : Aug 14, 2008 (WC)

ID: M9888-0920G1