

Fisher-Price®

N1116

Color Me  
**Gemz™**  
Jewelry Box


Please keep this instruction sheet for future reference,  
as it contains important information.



**IMPORTANT!** Adult supervision is recommended. The ink in Color Me Gemz™ pens is intended to be **permanent** and will **stain** fabrics, carpet, clothing, walls and furniture. Cover all work surfaces **BEFORE** coloring gems. Some markings may be removed on surfaces using an alcohol-based hand sanitizer. We recommend that an adult apply a small amount of hand sanitizer to a paper towel, tissue or cotton swab and then wipe the stain. Be sure to test the use of hand sanitizer in an inconspicuous area first.

- Color **ONLY** the facets on the jewelry box, pendant, charm or peel & stick gems. To remove markings from an unintended area on this product, we recommend that an adult apply a small amount of an alcohol-based hand sanitizer to a paper towel, tissue or cotton swab and wipe the marking.
- To remove markings from skin, use soap and water.
- For best results, use only the Color Me Gemz™ pens to decorate the gems.
- Replace the caps on Color Me Gemz™ pens after each use.
- The jewelry box does not play music.
- The jewelry box is surface wash only. Wipe with a clean, damp cloth.

**⚠ WARNING**  
**CHOKING HAZARD – Small Parts**  
Not suitable for children  
under 3 years.



- Place newspaper or another protective material on your work surface.

**CONSUMER ASSISTANCE**  
Call toll free: 1-800-432-5437 (US & Canada only)  
M-F 9AM to 7PM / SAT 11AM to 5PM (EST)

**service.fisher-price.com**

Write to us at: Fisher-Price® Consumer Relations,  
636 Girard Avenue, East Aurora, New York 14052.

Hearing-impaired consumers using TTY/TDD equipment,  
please call 1-800-382-7470.

For countries outside the United States:

Canada: Mattel Canada Inc., 6155 Freemont Blvd.,  
Mississauga, Ontario L5R 3W2; [www.service.mattel.com](http://www.service.mattel.com).

Great Britain: [Mattel UK Ltd, Vanwall Business Park,  
Maidenhead SL6 4UB](http://MattelUKLtd.VanwallBusinessPark.MaidenheadSL64UB), Helpline: 01628 500303,  
[www.service.mattel.com/uk](http://www.service.mattel.com/uk)

Australia: Mattel Australia Pty. Ltd., 658 Church Street,  
Locked Bag #870, Richmond, Victoria 3121 Australia.  
Consumer Advisory Service 1300 135 312.


New Zealand: 16-18 William Pickering Drive,  
Albany 1331, Auckland.

Asia: Mattel East Asia Ltd, Room 1106, South Tower,  
World Finance Centre, Harbour City, Tsimshatsui, HK, China.

Fisher-Price, Inc., a subsidiary of Mattel, Inc.,  
East Aurora, New York 14052, U.S.A.  
©2008 Mattel, Inc. All Rights Reserved. © and ™  
designate U.S. trademarks of Mattel, Inc.


PRINTED IN CHINA

N1116a-0920



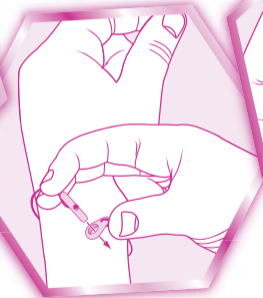
- 1.** Use the tip of the Color Me Gemz™ pen to color the facets on a gem. Decorate all of the gems on the jewelry box.

- 2.** Decorate the peel & stick gems. Peel the backing from a gem. Dispose of the backing in the garbage. Press the gem onto the jewelry box. For best results, do not remove the gem after it has been applied to the jewelry box.



- 3.** Decorate the heart-shaped gem charm. Slide the bracelet string through the opening on the charm.


- 4.** Wrap the bracelet around your wrist and fit the bar into the ring.



- 5.** Decorate the heart-shaped gem pendant. Slide the necklace string through the opening on the pendant.



- 6.** Wrap the necklace around your neck and insert the narrow pin into the barrel.



- 7.** When finished, be sure to replace the cap on each Color Me Gemz™ pen.

