


3.



4.



5. Nuzzle!



The FCC Flyer is required to be placed inside the packaging. 00007-1849G6



Protect the environment by not disposing of this product with household waste [2002/96/EC]. Check your local authority for recycling advice and facilities.

BATTERY SAFETY INFORMATION

In exceptional circumstances batteries may leak fluids that can cause a chemical burn injury or ruin your product. To avoid battery leakage:

- Non-rechargeable batteries are not to be recharged.
- Rechargeable batteries are to be removed from the product before being charged (if designed to be removable).
- Rechargeable batteries are only to be charged under adult supervision (if designed to be removable).
- Do not mix alkaline, standard (carbon-zinc), or rechargeable (nickel-cadmium) batteries.
- Do not mix old and new batteries.
- Only batteries of the same or equivalent type as recommended are to be used.
- Batteries are to be inserted with the correct polarity.
- Exhausted batteries are to be removed from the product.
- The supply terminals are not to be short-circuited.
- Dispose of battery(ies) safely.
- Do not dispose of this product in a fire. The batteries inside may explode or leak.

We want you to have fun playing with our products. Please give us your feedback by filling out the short on-line survey. Go to: service.mattel.com/surveys Thanks for helping us make great toys even better!

CONSUMER INFORMATION

Need Assistance? Visit service.mattel.com or call 1-800-524-8697 (US and Canada only), M-F 9AM - 7PM & SAT 11AM - 5PM, Eastern.

SERVICE.MATTEL.COM

Mattel Canada Inc., Mississauga, Ontario L5R 3W2. You may call us free at/ Composez sans frais le 1-800-524-8697. Mattel U.K. Ltd., Vanwall Business Park, Maidenhead SL6 4UB. Helpline 01628 500303. Mattel Australia Pty., Ltd., Richmond, Victoria. 3121.

Consumer Advisory Service - 1300 135 312. Mattel East Asia Ltd., Room 1106, South Tower, World Finance Centre, Harbour City, Tsimshatsui, HK, China. Diimport & Diedarkan Oleh: Mattel SEA Ptd Ltd. (993532-P) Lot 13.5, 13th Floor, Menara Lien Hoe, Persiaran Tropicana Golf Country Resort, 47410 PJ. Tel:03-78803817, Fax:03-78803867. Mattel, Inc., 333 Continental Blvd., El Segundo, CA 90245 U.S.A. Consumer Relations 1 (800) 524-8697.

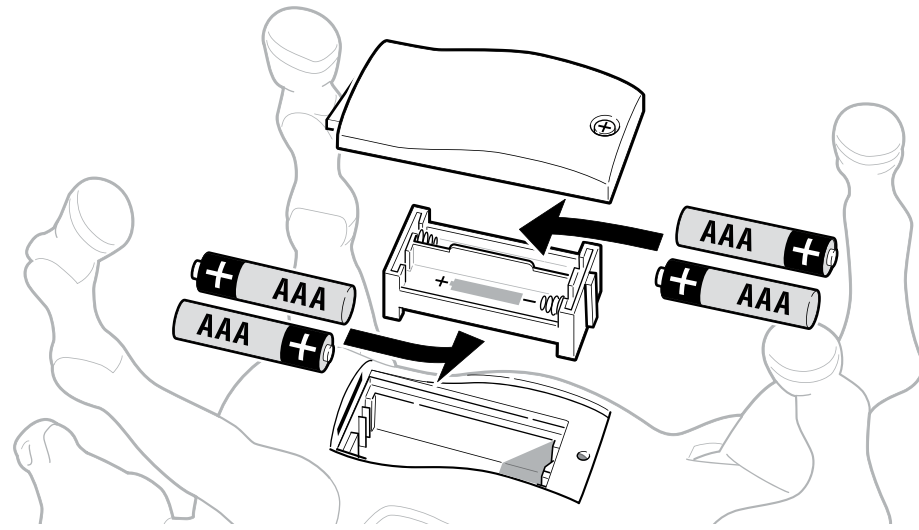


Doll cannot stand alone.

Contents: Please remove everything from the package and compare to the contents shown here. If any items are missing, please contact your local Mattel office. Keep these instructions for future reference as they contain important information.

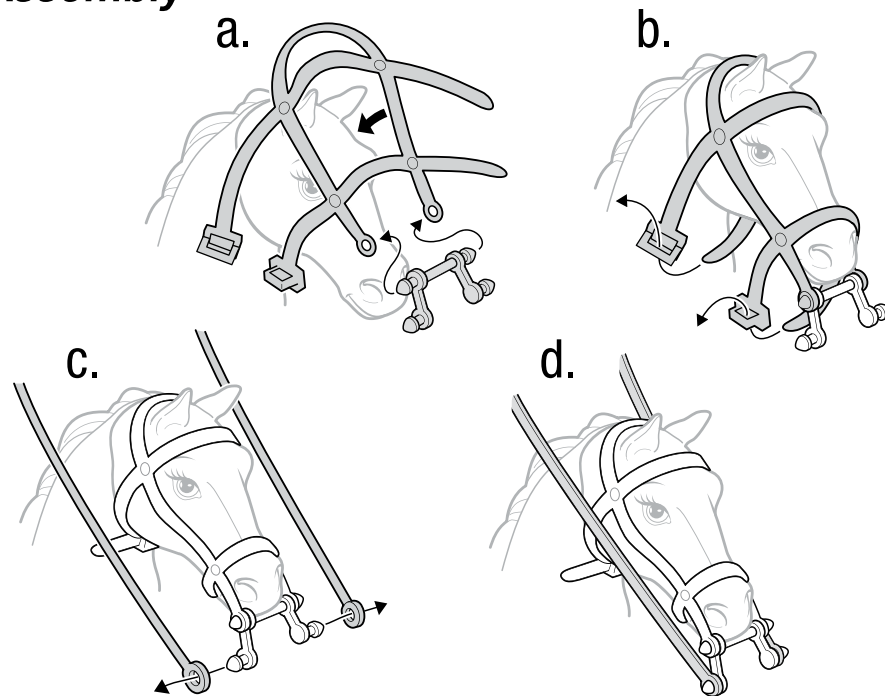
Requires 4 - AAA size alkaline batteries, not included.






BATTERY REPLACEMENT: Use a Phillips head screwdriver (not included) to open battery door. Remove and set aside. Requires 4 – AAA size alkaline batteries, not included. Insert batteries as shown. Replace battery door and screw closed. For longer life use only alkaline batteries. Replace batteries when the product does not respond or slows down. Do not connect to more than the recommended number of power supplies.

Assembly

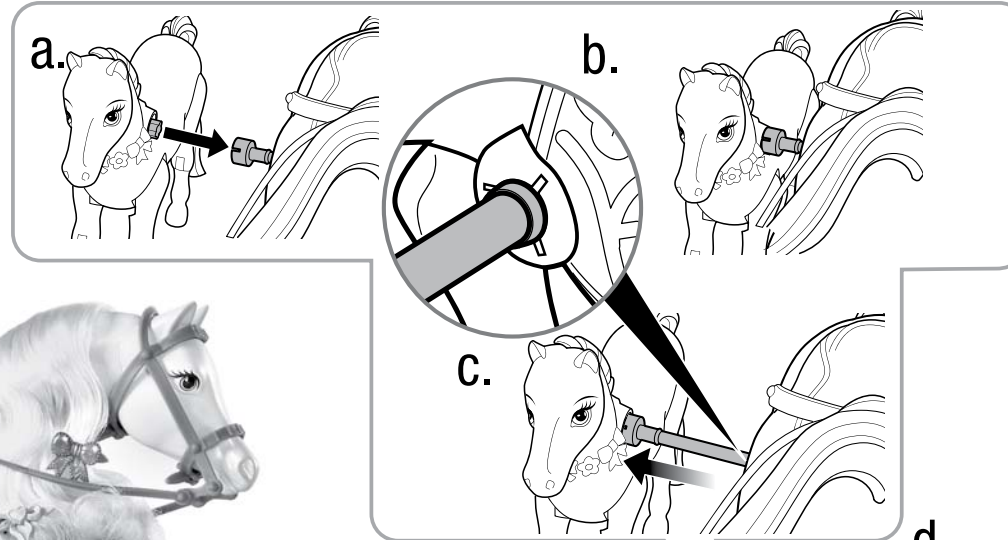


Let's Play!



2.

Line up the flower and the socket (A), then press the colt against the adult horse (B). After they are connected, pull the shaft out (C). Press the button (D). Horses walk together! Colt cannot “walk” alone.



1.

Press button once to make horse “walk”. Press again to stop. Press once for more “walking”. Works best on smooth, hard surfaces.

