

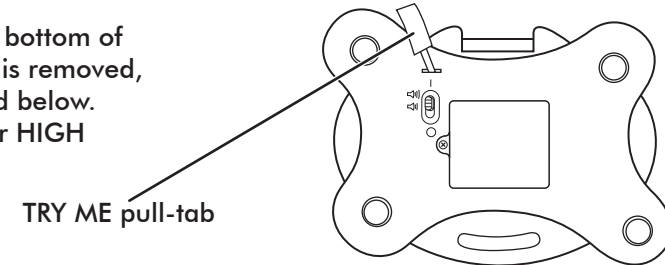


# Nickbook

Please keep these instructions for future reference as they contain important information.

## BEFORE YOU BEGIN


- Remove and discard the "Try Me" pull-tab from the bottom of the toy for normal play function. Once the pull-tab is removed, the toy will perform its full play pattern as described below.
- Be sure the OFF-LOW-HIGH switch is in the LOW or HIGH volume position.



## HOW TO DOWNLOAD A NAME

**NOTE: Be sure there are fresh batteries in the Nickbook in order to ensure a proper download.**

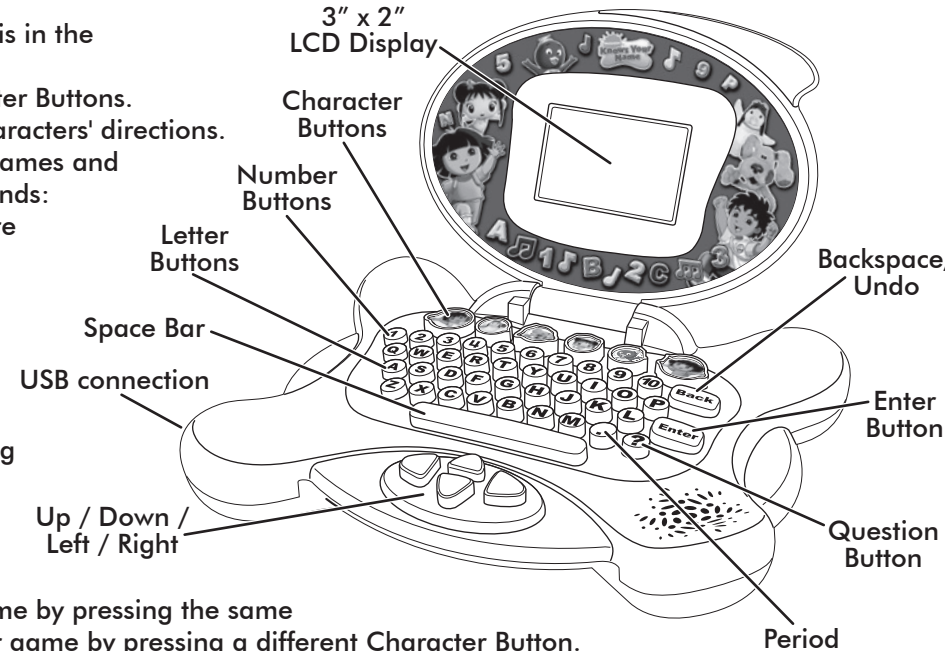
- Connect the toy to your home PC using a USB cable (not included). Use a Type B USB cable, such as those used with most printers, scanners, etc.
  - Go to [www.nickknowsyourname.fisher-price.com](http://www.nickknowsyourname.fisher-price.com).
  - Follow the online instructions to select and download your child's name.
- Once you are finished downloading the name, you can disconnect the toy from your PC and you are ready to play!



USB B cable

## HOW TO PLAY

- Be sure the OFF-LOW-HIGH switch is in the LOW or HIGH volume position.
- Start by pressing one of the Character Buttons.
- Now just follow along with each character's directions. You will be asked to play different games and activities with your favorite Nick friends:
  - Dora's Animal Alphabet Adventure
  - Dora's Animal Talent Show
  - Diego's Animal Rescue Truck
  - Diego's Big Rescue Adventure
  - Pablo's Soccer Monster Blaster
  - Pablo's Alphabeat Maker
  - Kai-Lan's Dragonboat Race
  - Kai-Lan's Best Friends Number Tag
  - Blue's Alphabet Soup Catch
  - Ming-Ming's Save the Baby Birds



- At any time you can re-start the game by pressing the same Character Button or choose another game by pressing a different Character Button.
- You can do your own typing right after turning the Nickbook on, before you press any of the Character Buttons.

### NOTES TO CONSUMER:

- Under certain conditions, the toy can malfunction and lose memory due to static electricity. If this occurs, reprogram the toy by reconnecting the toy to your computer, going back to the website, and performing another download.
- You can change the name at any time by reconnecting the toy to your computer, going back to the website, and performing another download.
- If this product begins to operate erratically, you may need to reset the electronics. Slide the power off and then back on.



## MINIMUM SYSTEM REQUIREMENTS

- USB – Version 1.1 or higher
- Hard drive space – 50 MB available
- Memory – 128 MB, 256 MB recommended
- CPU – 350 MHz, 800 MHz recommended
- Video Resolution – 1024x768 recommended
- Video Color Depth – 256 colors or higher
- Operating System – Windows XP, Windows Vista
- Browsers:
  - Microsoft Internet Explorer 6 or higher
  - Mozilla Firefox 3.x
  - Opera 9.x
  - Safari 3.x
  - Chrome
- Internet – High speed connection recommended
- User input – keyboard & mouse

## BATTERY INSTALLATION

Unscrew and lift cover away from bottom of product. Replace batteries as indicated inside the battery compartment. Batteries included are for demonstration purposes only. For longer life use only alkaline batteries. Requires 3 "AA" (LR6) batteries.

**Required tool:**  
Phillips screwdriver  
(not included)



### BATTERY SAFETY INFORMATION

In exceptional circumstances batteries may leak fluids that can cause a chemical burn injury or ruin your toy (product). To avoid battery leakage:

- Non-rechargeable batteries are not to be recharged.
- Rechargeable batteries are to be removed from the toy before being charged (if designed to be removable).
- Rechargeable batteries are only to be charged under adult supervision (if designed to be removable).
- Do not mix alkaline, standard (carbon-zinc), or rechargeable (nickel-cadmium) batteries.
- Do not mix old and new batteries.
- Only batteries of the same or equivalent type as recommended are to be used.
- Batteries are to be inserted with the correct polarity.
- Exhausted batteries are to be removed from the product.
- The supply terminals are not to be short-circuited.
- Dispose of battery(ies) safely.
- Do not dispose of this product in a fire. The batteries inside may explode or leak.

This equipment has been tested and found to comply with the limits for a Class B digital device, pursuant to part 15 of the FCC rules. These limits are designed to provide reasonable protection against harmful interference in a residential installation. This equipment generates, uses and can radiate radio frequency energy and, if not installed and used in accordance with the instructions, may cause harmful interference to radio communications. However, there is no guarantee that interference will not occur in a particular installation. If this equipment does cause harmful interference to radio or television reception, which can be determined by turning the equipment off and on, the user is encouraged to try to correct the interference by one or more of the following measures: Reorient or relocate the receiving antenna. Increase the separation between the equipment and receiver. Connect the equipment into an outlet on a circuit different from that to which the receiver is connected.

Consult the dealer or an experienced radio/TV technician for help.  
Mattel Inc. 333 Continental Blvd. El Segundo, CA (310) 252-2400

NOTE: Changes or modifications not expressly approved by the manufacturer responsible for compliance could void the user's authority to operate the equipment. This device complies with part 15 of the FCC Rules. Operation is subject to the following two conditions:

- This device may not cause harmful interference, and
  - this device must accept any interference received, including interference that may cause undesired operation.
- THIS CLASS B DIGITAL APPARATUS COMPLIES WITH CANADIAN ICES-003.
  - CET APPAREIL NUMERIQUE DE LA CLASSE B EST CONFORME A LA NORME NMB-003 DU CANADA.
  - Operation is subject to the following two conditions: (1) this device may not cause interference, and (2) this device must accept any interference, including interference that may cause undesired operation of the device.
  - L'utilisation de ce produit est sujette aux conditions suivantes : (1) il ne doit pas produire de brouillage et (2) il doit pouvoir tolérer tout brouillage reçu, même si ce brouillage est susceptible de compromettre son fonctionnement.

© 2009 Viacom International Inc. All Rights Reserved. Nickelodeon, Nick Jr., Dora the Explorer, Go, Diego, Go, The Backyardigans, Wonder Pets, Ni Hao Kai Lan!, Blue's Clues and all related titles, logos and characters are trademarks of Viacom International Inc. Fisher-Price, Inc., a subsidiary of Mattel, Inc., East Aurora, NY 14052 U.S.A.

PRINTED IN CHINA.

Manufactured for Fisher-Price. ©2009 Mattel, Inc. All Rights Reserved.

® and ™ designate U.S. trademarks of Mattel, Inc., unless otherwise indicated.

For countries outside the United States:

Canada: Mattel Canada Inc., 6155 Freemont Blvd., Mississauga, Ontario L5R 3W2; [www.service.mattel.com](http://www.service.mattel.com).

Great Britain: Mattel U.K. Ltd., Vanwall Business Park, Maidenhead SL6 4UB. Helpline 01628 500303.

[www.service.mattel.com/uk](http://www.service.mattel.com/uk)

Australia: Mattel Australia Pty. Ltd., 658 Church Street, Locked Bag #870, Richmond, Victoria. 3121 Australia.

Consumer Advisory Service - 1300 135 312.

New Zealand: 16-18 William Pickering Drive, Albany 1331, Auckland.

Asia: Mattel East Asia Ltd., Room 1106, South Tower, World Finance Centre, Harbour City, Tsimshatsui, HK, China.

**CONSUMER ASSISTANCE**  
Call toll free: 1-800-432-5437 (US & Canada only)  
M-F 9AM to 7PM / SAT 11AM to 5PM (EST)

**service.fisher-price.com**

Write to us at: Fisher-Price® Consumer Relations,  
636 Girard Avenue, East Aurora, New York 14052.  
Hearing-impaired consumers using TTY/TDD equipment,  
please call 1-800-382-7470.



Protect the environment by not disposing of this product with household waste (2002/96/EC). Check your local authority for recycling advice and facilities (Europe only).

N8242



### 05/05/09 Remark for G1

- Updated information of minimum system requirements
- Added a statement on "NOTES TO CONSUMER"

### 05/13/09 Remark for G1

- Updated product graphic

Item : N8242-0920G1  
Version : EL  
Size : A4  
Paper : Woodfree Paper 80 gsm  
Color : 1C  
Date : May 13, 2009 (WC)

ID. N8242-0920G2