

Dora's explorergirls™

DORA LINKS

Please keep these instructions for future reference as they contain important information.

HOW TO DOWNLOAD THE WORLD OF DORA & THE EXPLORER GIRLS


Before you begin playing in the world of Dora & the Explorer Girls, you need to download the information that is on the CD that came with your doll and set up an account:

1. Insert the CD into the CD-ROM drive on your computer. It will automatically begin to download.
2. Follow the directions on your screen.
3. Once it is downloaded, the world of Dora & the Explorer Girls will open and you will be asked to create an account.
4. You will be asked to create a unique **PASSWORD** for your account. Be sure to remember your password.

NOTE: If you own any other Dora & the Explorer Girls products and you already have an account, you do not need to create a new account. Enter your password when prompted.

5. Once you have created your account you will be asked to plug in your doll. Before plugging in your doll, remove and discard the "Try Me" pull-tab for normal play function. The pull-tab is located next to the battery compartment on the back of the doll (see battery diagram).
6. Plug the doll into the USB port on your computer using the USB cable provided.
7. Once the doll is plugged in you will be taken through a series of tutorials to teach you how to play in the world of Dora & the Explorer Girls.
8. Once you have completed your tutorial, you are ready to play!

WARNING: Once she is connected to your computer, do not disconnect Dora during play or download. Exit the program first before disconnecting the USB cable.



HOW TO PLAY

You can play with your Dora Links doll while she is either connected to or disconnected from your computer.

CONNECTED

Now that you have created your account, you will have a Dora & the Explorer Girls icon on your desktop that you will use whenever you want to enter the world of Dora & the Explorer Girls.

1. Double-click the icon to launch your account and follow the log-on instructions.
2. Enter your **PASSWORD** when prompted.
3. Attach the Dora Links doll when prompted.

DISCONNECTED

You can continue to play with Dora even when she is not connected to your computer.

1. Press Dora's necklace to activate her speech.
2. Dora will remember all the settings and adventures from your online play.

You can also purchase additional Dora & the Explorer Girls products that will unlock more of the world of Dora & the Explorer Girls. Simply enter the new access code that comes with your new Dora & the Explorer Girls product from the main menu when you log onto the world of Dora & the Explorer Girls.


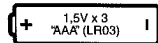
BATTERY REPLACEMENT

If sounds play slowly or distort or the lights dim, replace with fresh batteries.

BATTERY INSTALLATION:

Unscrew and lift cover away from back of product. Replace batteries as indicated inside the battery compartment. Batteries included are for demonstration purposes only. For longer life use only alkaline batteries. Requires 3 "AAA" (LR03) batteries.

Required tool: Phillips screwdriver (not included)



BATTERY SAFETY INFORMATION

In exceptional circumstances batteries may leak fluids that can cause a chemical burn injury or ruin your toy (product). To avoid battery leakage:

- Non-rechargeable batteries are not to be recharged.
- Rechargeable batteries are to be removed from the toy before being charged (if designed to be removable).
- Rechargeable batteries are to be charged under adult supervision (if designed to be removable).
- Do not mix alkaline, standard (carbon-zinc), or rechargeable (nickel-cadmium) batteries.
- Do not mix old and new batteries.
- Only batteries of the same or equivalent type as recommended are to be used.
- Batteries are to be inserted with the correct polarity.
- Exhausted batteries are to be removed from the product.
- The supply terminals are not to be short-circuited.
- Dispose of battery(ies) safely.
- Do not dispose of this product in a fire. The batteries inside may explode or leak.

 **WARNING:**
CHOKING HAZARD - Small parts.
Not for children under 3 years.

WARNING: This is not a water toy.

- Do not immerse in water.
- Do not wash the hair.
- Surface washable only.



Protect the environment by not disposing of this product with household waste (2002/96/EC). Check your local authority for recycling advice and facilities (Europe only).

MINIMUM SYSTEM REQUIREMENTS

- Windows XP® (SP3), or Windows Vista® operating system
- 1-gigahertz (GHz) Pentium® 3 processor
- 256MB of system RAM
- Video adapter and monitor with
 - Super VGA (800 x 600) or higher resolution
 - 8MB Video RAM
- 1GB of free hard disk space
- High Speed Internet access (minimum 768kbps)
- USB V1.1 or Higher
- CD-ROM Drive
- Speakers
- Keyboard and mouse

Windows XP and Windows Vista are trademarks of Microsoft Corporation. Pentium is a trademark of Intel Corporation.

NOTE TO PARENTS:

- If the doll malfunctions for any reason, press the reset button found near the USB cover using the point of a pen or pencil.
- As provided in the Terms and Conditions of website use Fisher-Price reserves the right to make changes to the website, including changing or removing content, at its sole discretion. Fisher-Price represents that it will continue to provide new content periodically to the www.DoraLinks.com website thru at least September 2010.
- We make every effort to make your child's visit to Dora's online world safe and enjoyable. To review the Fisher-Price Privacy Policy please go to Fisher-Price.com and click on the Fisher-Price Privacy Policy link at the bottom of the screen.

This equipment has been tested and found to comply with the limits for a Class B digital device, pursuant to part 15 of the FCC rules. These limits are designed to provide reasonable protection against harmful interference in a residential installation. This equipment generates, uses and can radiate radio frequency energy and, if not installed and used in accordance with the instructions, may cause harmful interference to radio communications. However, there is no guarantee that interference will not occur in a particular installation. If this equipment does cause harmful interference to radio or television reception, which can be determined by turning the equipment off and on, the user is encouraged to try to correct the interference by one or more of the following measures:

Reorient or relocate the receiving antenna. Increase the separation between the equipment and receiver. Connect the equipment into an outlet on a circuit different from that to which the receiver is connected.

Consult the dealer or an experienced radio/TV technician for help.

Mattel Inc. 333 Continental Blvd. El Segundo, CA (310) 252-2400

NOTE: Changes or modifications not expressly approved by the manufacturer responsible for compliance could void the user's authority to operate the equipment.

This device complies with part 15 of the FCC Rules. Operation is subject to the following two conditions:

- (1) This device may not cause harmful interference, and
- (2) this device must accept any interference received, including interference that may cause undesired operation.

- THIS CLASS B DIGITAL APPARATUS COMPLIES WITH CANADIAN ICES-003.
- CET APPAREIL NUMERIQUE DE LA CLASSE B EST CONFORME A LA NORME NMB-003 DU CANADA.

• Operation is subject to the following two conditions:

- (1) this device may not cause interference, and
- (2) this device must accept any interference, including interference that may cause undesired operation of the device.

• L'utilisation de ce produit est sujette aux conditions suivantes :

- (1) il ne doit pas produire de brouillage et
- (2) il doit pouvoir tolérer tout brouillage reçu, même si ce brouillage est susceptible de compromettre son fonctionnement.

CONSUMER ASSISTANCE

1-888-892-6123 (US & Canada)

1300 135 312 (Australia)

 service.fisher-price.com

Fisher-Price, Inc., 636 Girard Avenue, East Aurora, NY 14052.
Hearing-impaired consumers: 1-800-382-7470.

Outside the United States:

Canada: Mattel Canada Inc., 6155 Freemont Blvd.,
Mississauga, Ontario L5R 3W2; www.service.mattel.com.

Great Britain: Mattel UK Ltd, Vanwall Business Park,
Maidenhead SL6 4UB. Helpline: 01628 500303.
www.service.mattel.com/uk

Australia: Mattel Australia Pty. Ltd., 658 Church Street,

© 2009 Viacom International Inc. All Rights Reserved.
Nickelodeon, Dora's Explorer Girls and all related titles, logos and characters are trademarks of Viacom International Inc.
Fisher-Price, Inc., a subsidiary of Mattel, Inc., East Aurora, NY 14052 U.S.A.

ID. N9259-0920-G1