

# GREEN LANTERN



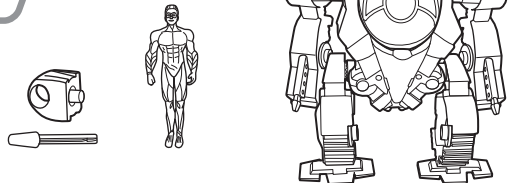
4+

## HAL JORDAN'S TRANSFORMING BATTLE SUIT

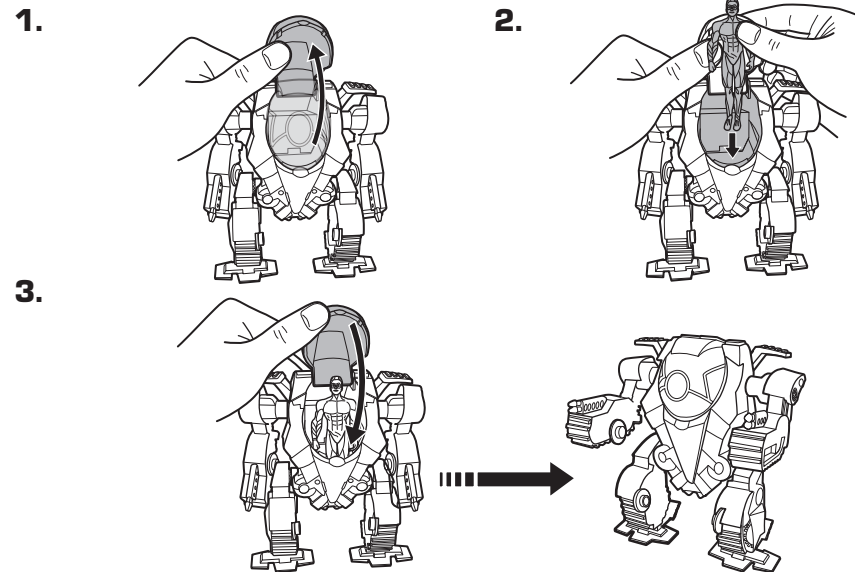
### INSTRUCTIONS

Please keep these instructions for future reference as they contain important information.

#### CONTENTS



#### TO PLAY AS BATTLE SUIT



© 2010 Mattel, Inc. All Rights Reserved. Mattel, Inc., 636 Girard Avenue, East Aurora, NY 14052, U.S.A. Consumer Relations 1-800-524-8697. Mattel U.K. Ltd., Vanwall Business Park, Maidenhead SL6 4UB. Helpline 01628 500303. Mattel Australia Pty., Ltd., Richmond, Victoria. 3121. Consumer Advisory Service - 1300 135 312. Mattel East Asia Ltd., Room 1106, South Tower, World Finance Centre, Harbour City, Tsimshatsui, HK, China. Diimport & Diedarkan Oleh: Mattel SEA Ptd Ltd.(993532-P) Lot 13.5, 13th Floor, Menara Lien Hoe, Persiaran Tropicana Golf Country Resort, 47410 PJ. Tel:03-78803817, Fax:03-78803867.

GREEN LANTERN and all related characters and elements are trademarks of & © DC Comics.  
(s11)

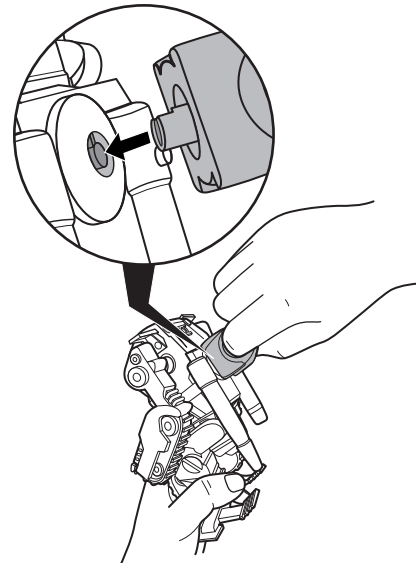
SERVICE.MATTEL.COM

T7835-0920  
Asst.T7831

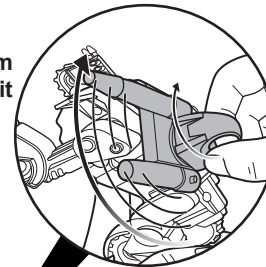


#### TO PLAY AS COMBAT TANK

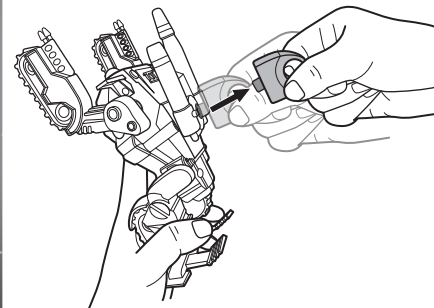
1. Connect ring to back.



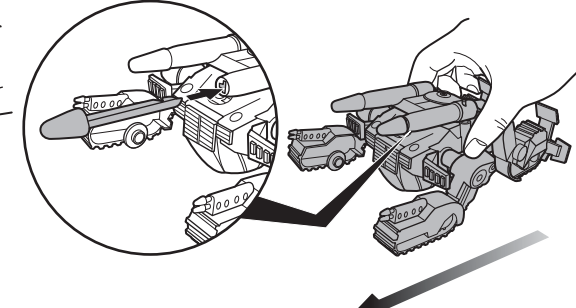
2. Rotate to transform between Battle Suit and Combat Tank.



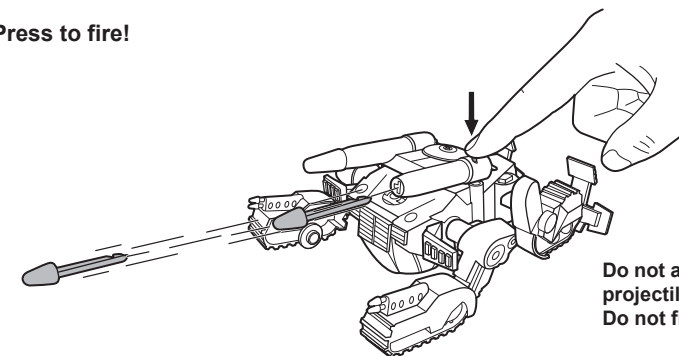
3.



4. Load projectile.



5. Press to fire!



Do not aim at eyes or face. Only use  
projectiles supplied with this toy.  
Do not fire at point blank range.