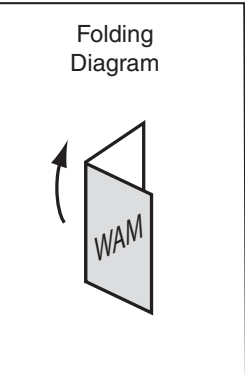


T8180-0920 Whac-A-Mole Molehill Mania Domestic



Black Plate
Prints
Black

INSTRUCTION SHEET SPECS:	
Toy No.:	P8180
Part No.:	-0920
Trim Size:	11" W x 8.5" H
Folded Size:	5.5" W x 8.5" H
Type of Fold:	2 panel / 2 sided
# colors:	1 Black
Colors:	White Offset
Paper Stock:	70 lb.
Paper Weight:	
EDM No.:	



Back Cover

Once you've collected ALL of your moles, go get the red one!

There's only one red mole so the first player to get it wins!

Note: players can't go for the red mole until they've collected ALL of the moles in their own color.

If a player realizes, during the game, that they grabbed a mole of the other player's color, they can empty their mallet and start again. However, if they realize it only after they empty their mallet at the end of the game, they automatically lose.

LEVEL 3

This level introduces points. The various moles are worth different values. Get the most points to win!

How to play:

Each player takes one mallet. With the moles in the molehill, someone should count "3, 2, 1, go!"

Using their mallets, both players hit the planks on either side of the molehill to flip the moles out and onto the floor!

After the moles are ALL out of the molehill, race to collect as many moles as you can into your mallet.

The yellow Mallet Mole will pop up when 6 moles have been collected.

When all of the moles have been collected, empty your mallet to count your points. Each mole has a set value (see the table to the right), so add the values of your moles together.

The player with the most points wins!

POINT CHART	
GREEN MOLES	1 Pt
BLUE MOLES	3 Pts
RED MOLE	5 Pts

© 2010 Mattel, Inc. All Rights Reserved. Consumer Relations - Mattel, Inc. 636 Girard Avenue, East Aurora, NY 14052, U.S.A. 1-800-524-8697. Retain this address for future reference: Mattel U.K. Ltd., Vanwall Business Park, Maidenhead SL6 4UB. Helpline - 01628 500303. Mattel Europa, B.V., Gonder 1, 1186 MJ Amstelveen, Nederland. Mattel Australia Pty Ltd., Richmond, Victoria, 3121. Consumer Advisory Service - 1300 135 312. Mattel East Asia Ltd., Room 1108, South Tower, World Finance Centre, Harbour City, Tsimshatsui, HK, China. Disimport & Distributor: Mattel SEA Ptd Ltd. (903532-9) Lot 13.5, Menara Lien Hoe, Persiaran Tropicana Golf Country Resort, 47410 PJ. Tel: 03-78803817, Fax: 03-78803867.

T8180-0920



Need Assistance? In the US and Canada, service.mattel.com or 1-800-524-8697.

SERVICE.MATTEL.COM

Front Cover

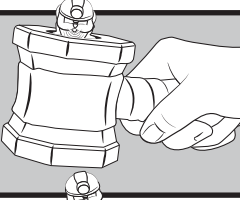



Inside Left

CONTENTS:

- 1 Molehill Unit
- 2 Mallets
- 11 Moles:
 - 5 green
 - 5 blue
 - 1 red

When 6 moles have been collected, the yellow Mallet Mole will pop up.



The Mallets

The mallets have an opening on one end where the moles can be collected. Swing the mallet down like a hammer onto a mole and it will stay inside.

Between games, empty the mallet by removing the bottom cover of the mallet. Be sure to replace the cover so it doesn't get lost!

Note: to play all of these games, you must use the mallets to capture the moles. You can't use your hands!

Set Up


For each of the 3 levels of play, you'll place the moles into the molehill. You can place the molehill onto a table to play, but the floor is probably best.

There are 3 levels of play. The 1st level is for younger players. As players grow, the different levels can be introduced for more challenging game play.

LEVEL 1

This is the simplest level. Get the most moles to win!

Inside Right



How to Play:

Each player takes one mallet. Place all of the moles in the molehill and yell "Go!"

Using their mallets, both players hit the planks on either side of the molehill to flip the moles out and onto the floor.

After the moles are ALL out of the molehill, race to collect as many moles as you can into your mallet.

The yellow Mallet Mole will pop up when 6 moles have been collected.

The first player to get 6 moles wins!

LEVEL 2

This level introduces colors. Get all of the moles of your color then race to grab the only red one!

How to Play:

Each player takes one mallet and chooses a color, either green or blue.

Take the red mole and place it a few feet away from the game play area but close enough that all players can get to it quickly.

Place all of the moles in the molehill and yell "Go!"

Using their mallets, both players hit the planks on either side of the molehill to flip the moles out and onto the floor.

After ALL the moles are out of the molehill, race to collect the moles of YOUR COLOR into your mallet.