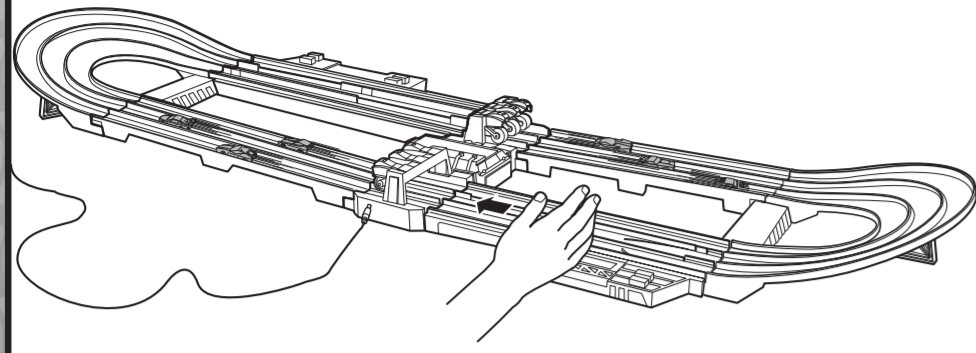
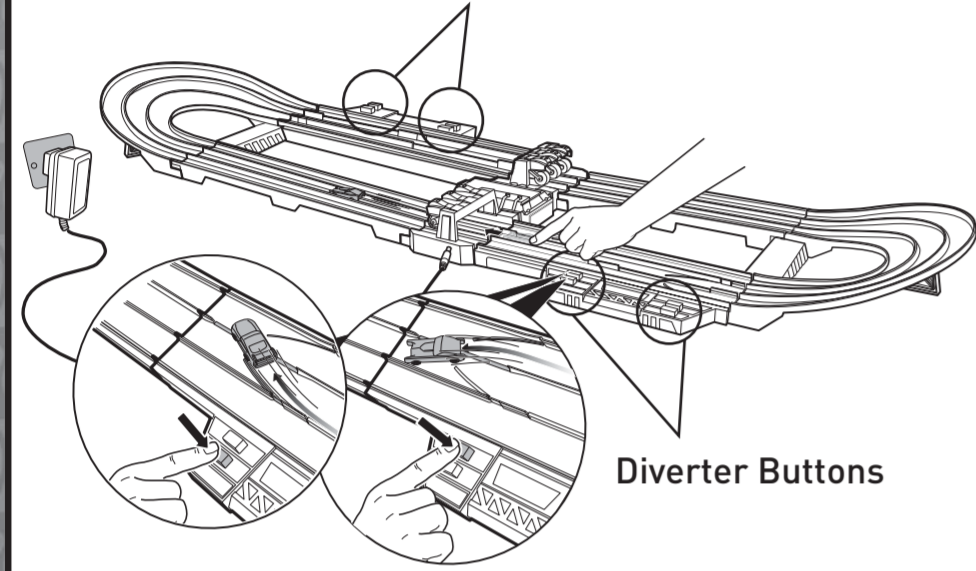


3. Add cars for more racing action!



4. Press diverter buttons to change lanes.

Diverter Buttons



Diverter Buttons

© 2010 Mattel, Inc. All Rights Reserved. Mattel, Inc., 636 Girard Avenue, East Aurora, NY 14052, U.S.A. Consumer Relations 1-800-524-8697. • Mattel U.K. Ltd., Vanwall Business Park, Maidenhead SL6 4UB. Helpline 01628 500303. • Mattel Australia Pty., Ltd., Richmond, Victoria. 3121. Consumer Advisory Service - 1300 135 312. • Mattel East Asia Ltd., Room 1106, South Tower, World Finance Centre, Harbour City, Tsimshatsui, HK, China. • Diimport & Diedarkan Oleh: Mattel SEA Ptd Ltd.(993532-P) Lot 13.5, 13th Floor, Menara Lien Hoe, Persiaran Tropicana Golf Country Resort, 47410 PJ. Tel:03-78803817, Fax:03-78803867. service.mattel.com



3-LANE SUPER SPEEDWAY

INSTRUCTIONS

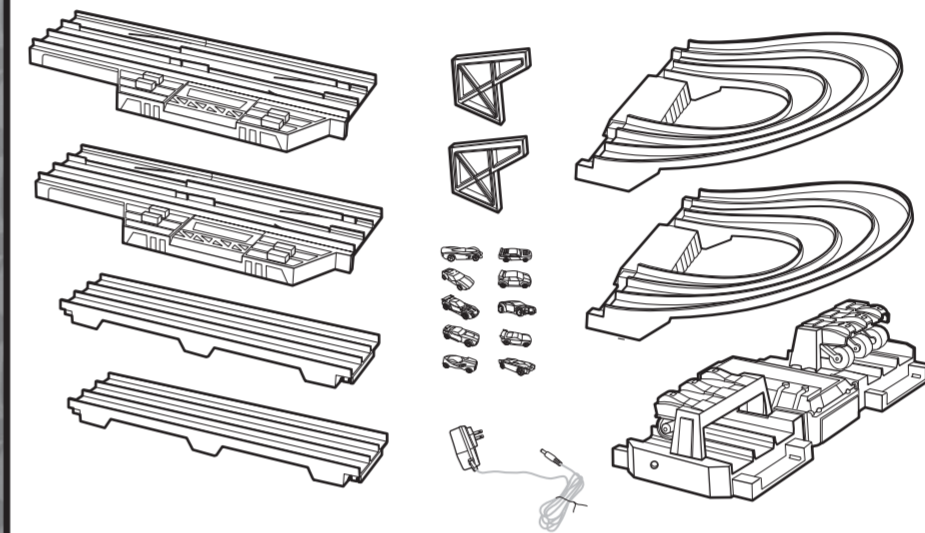
8+



Please keep these instructions for future reference as they contain important information.

CONTENTS

CAUTION – ELECTRIC TOY: Shock Hazard –
Not recommended for children under 8 years of age. As with all electrical products, precautions should be observed during handling and use to reduce the risk of electric shock.
Electrical rating – Input: AC 100–240V 50/60Hz.
Output: DC 3V 2000mA.

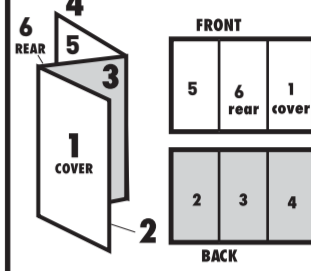


Cars included may vary from those shown.

INSTRUCTION SHEET SPECIFICATIONS

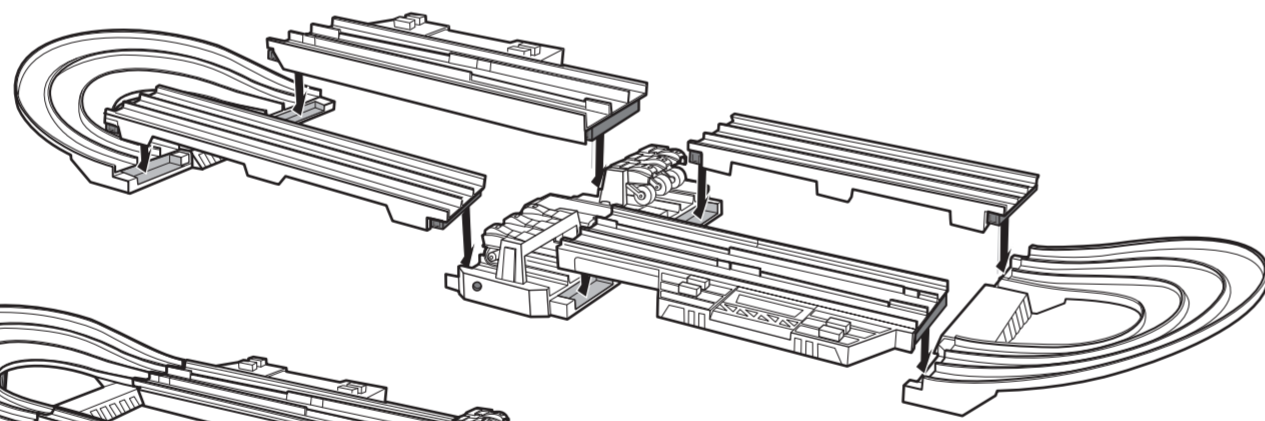
Toy: HW CS CUSTOM COLOR ZONE
Toy No.: V0634
Part No.: 0920
Trim Size: 17.5"W x8.5"H
Folded Size: 5.5"W x8.5"H
Type of Fold: Single
colors: One
Colors: Black
Paper Stock: White Offset
Paper Weight: 70 lb.
EDM No.:

3 PANEL Folding Dummy

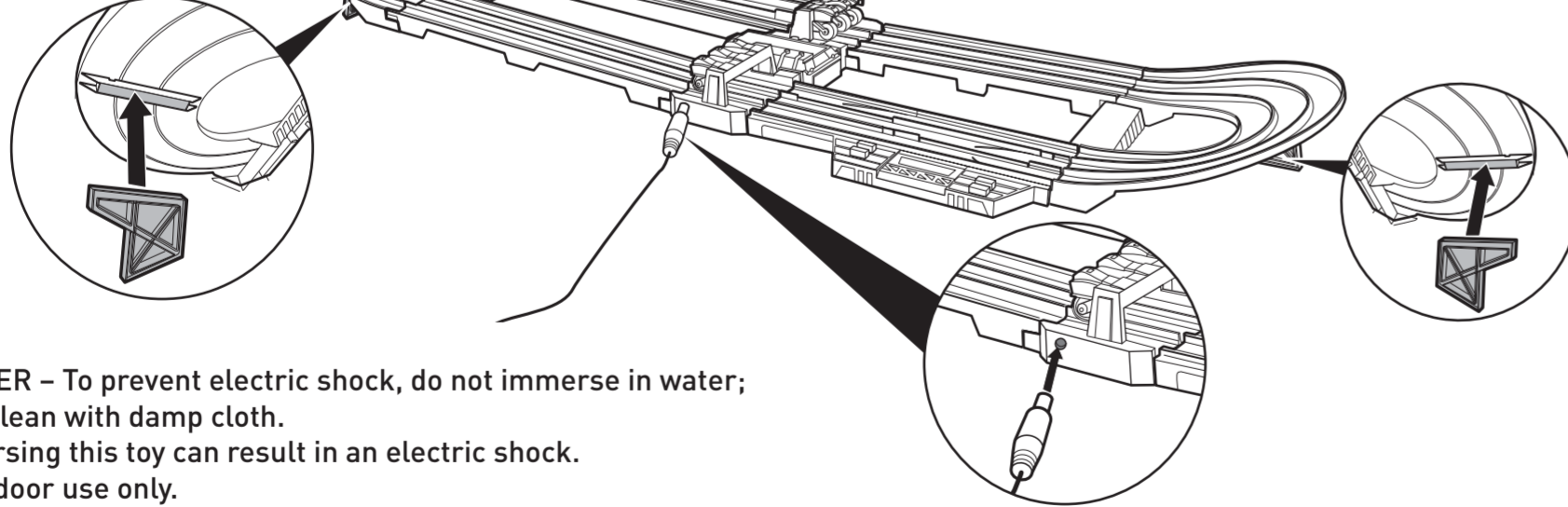


ASSEMBLY

1.



2.

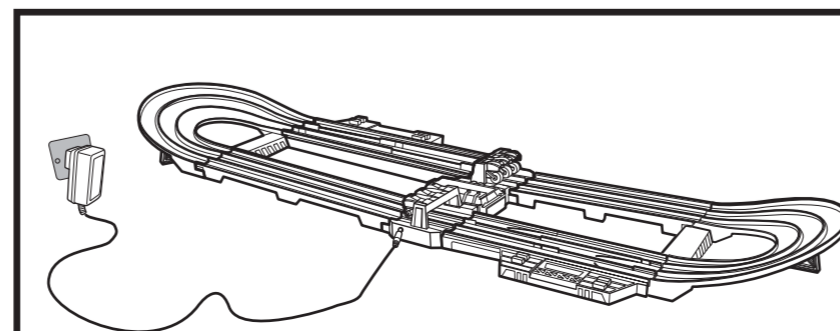


DANGER – To prevent electric shock, do not immerse in water; wipe clean with damp cloth. Immersing this toy can result in an electric shock. For indoor use only.

Adults Note: Adult supervision required. Periodically examine this product for damage to the cord, housing or other parts that may result in the risk of fire, electric shock or injury. If the product is damaged, do not use it.

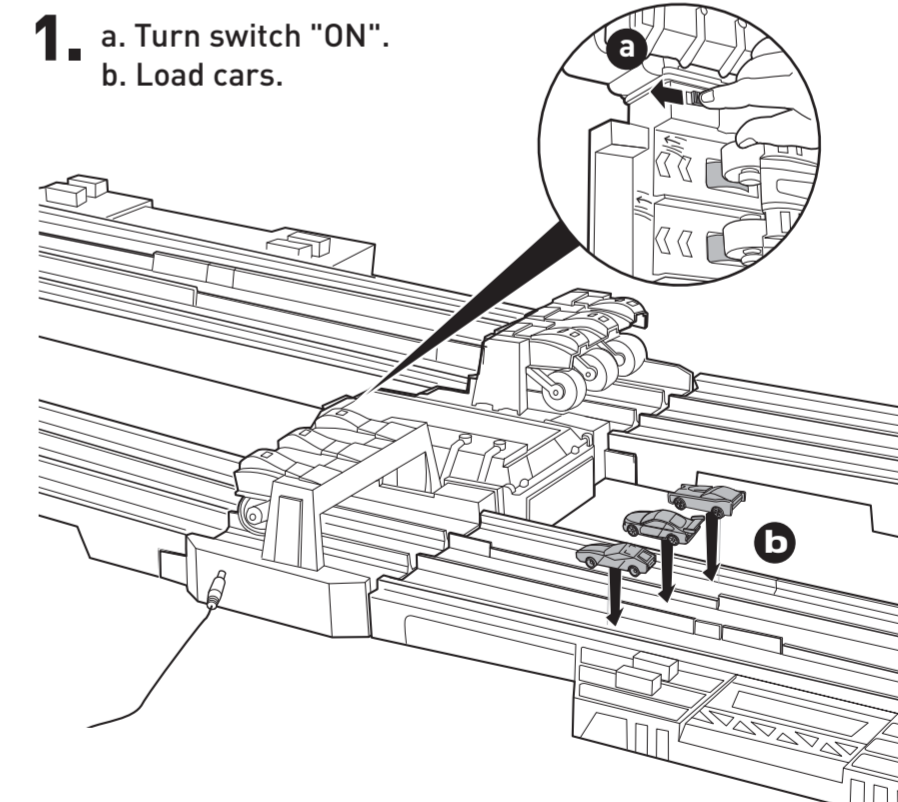
This power unit is intended to be correctly orientated in a vertical or floor mount position. This toy must only be used with the power unit included.

Protect the environment by not disposing of this product with household waste (2002/96/EC). Check your local authority for recycling advice and facilities.



TO PLAY

- 1.** a. Turn switch "ON".
b. Load cars.



- 2.** Push cars forward to launch.

