



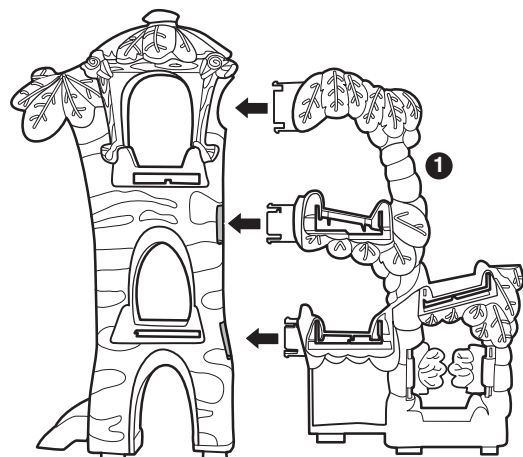
# WORLD OF JUNGLE JUNCTION Roadway Playset

## ASSEMBLY INSTRUCTIONS

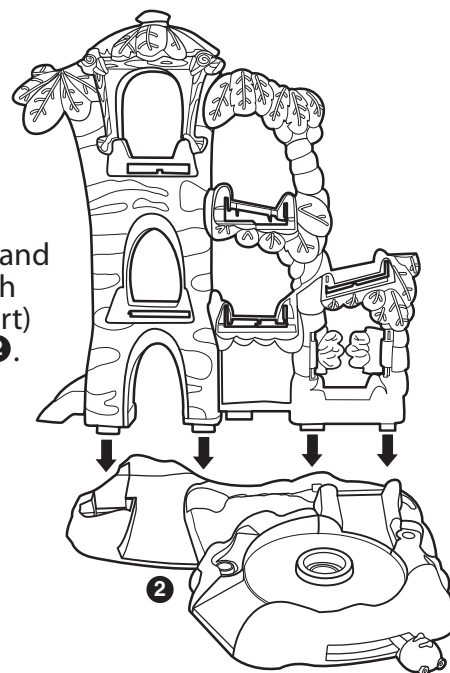
Please keep these instructions for future reference as they contain important information.

1. Assemble the **FOLIAGE ①** to the **TREE**.

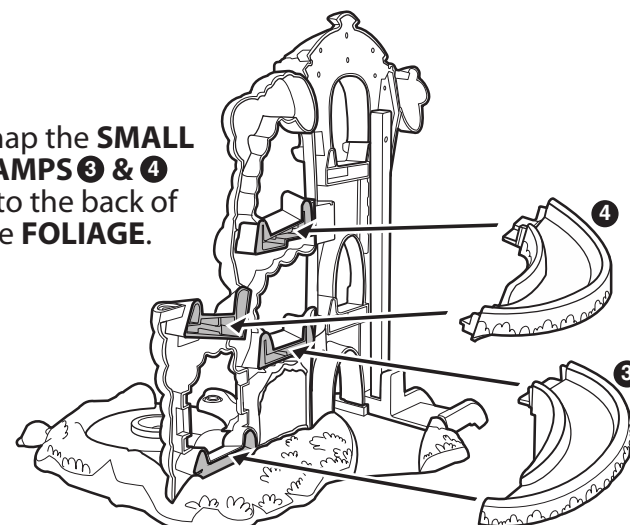
**ATTENTION:** This step must be completed before proceeding with the rest of the assembly.



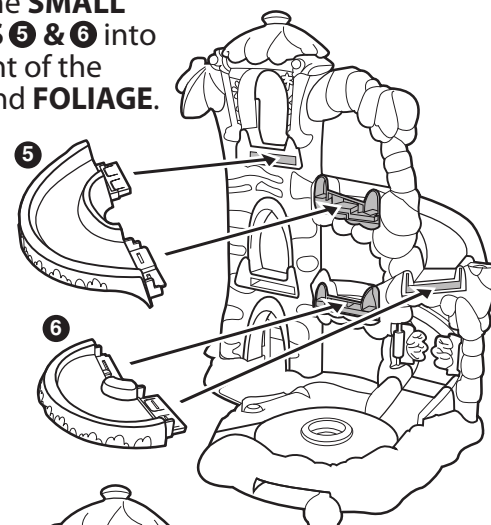
2. Snap the **TREE** and **FOLIAGE** (which are now one part) into the **BASE ②**.



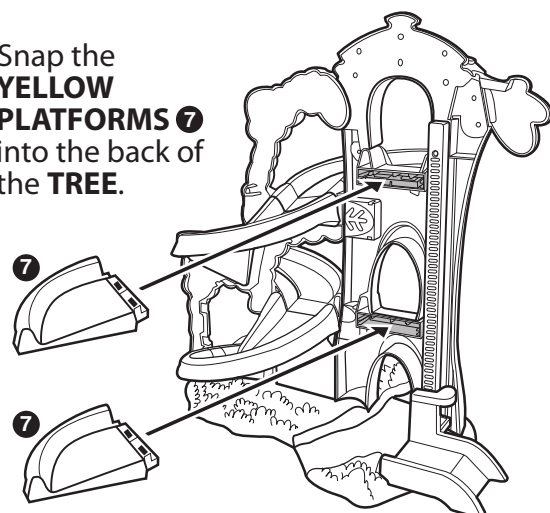
3. Snap the **SMALL RAMPS ③ & ④** into the back of the **FOLIAGE**.



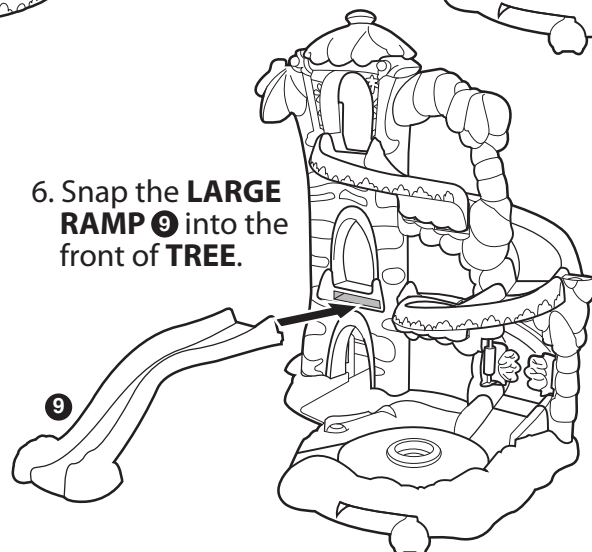
4. Snap the **SMALL RAMPS ⑤ & ⑥** into the front of the **TREE** and **FOLIAGE**.



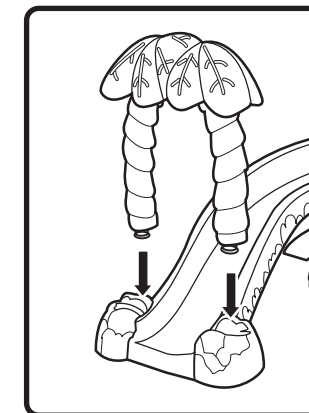
5. Snap the **YELLOW PLATFORMS ⑦** into the back of the **TREE**.




6. Snap the **LARGE RAMP ⑨** into the front of **TREE**.



7. Snap the **PALM TREE ARCH** into the bottom of the **LARGE RAMP**.



8. Snap the **WINDMILL** into the top of the **TREE**.




10. Assemble the **Bobby SPINNER** to the top of the playset, as shown.

9. Snap the **SMALL TREE** into the side of the front of **FOLIAGE**.

11. Snap **RED SIGN** into the **BASE**.

12. Snap the **CLOCK TOWER** into the center of the **TURNTABLE**.

13. Snap **RED SIGN** into the **BASE**.



## CONSUMER ASSISTANCE

1-800-432-5437 (US & Canada)  
1300 135 312 (Australia)

[service.fisher-price.com](http://service.fisher-price.com)

Fisher-Price, Inc., 636 Girard Avenue, East Aurora, NY 14052.  
Hearing-impaired consumers: 1-800-382-7470.

Outside the United States:

Canada: Mattel Canada Inc., 6155 Freemont Blvd.,  
Mississauga, Ontario L5R 3W2; [www.service.mattel.com](http://www.service.mattel.com).

Great Britain: Mattel UK Ltd, Vanwall Business Park,  
Maidenhead SL6 4UB. Helpline: 01628 500303.  
[www.service.mattel.com/uk](http://www.service.mattel.com/uk)

Mattel Europa, B.V., Gondel 1, 1186 MJ Amstelveen, Nederland.

Australia: Mattel Australia Pty. Ltd., 658 Church Street,  
Locked Bag #870, Richmond, Victoria 3121 Australia.

New Zealand: 16-18 William Pickering Drive,  
Albany 1331, Auckland.

© Disney  
Visit the Disney Web site at [www.disney.com](http://www.disney.com)

Fisher-Price, Inc., a subsidiary of Mattel, Inc.,  
East Aurora, NY 14052, U.S.A.

**PRINTED IN CHINA.**

Manufactured for Fisher-Price.

© 2011 Mattel, Inc. All Rights Reserved.

® and ™ designate U.S. trademarks of Mattel, Inc.,  
unless otherwise indicated.

Mattel East Asia Ltd., Room 1106, South Tower,  
World Finance Centre, Harbour City, Tsimshatsui, HK, China.

W1456

**Fisher-Price**

ID. W1456-0920G1

## Change remarks for G1:

- Revised product (elevator).
- Removed assembly step 14 on rear page.

Item No : W1456-0920G1  
Version : EL  
Size : 8.27" x 11.69" (A4)  
Paper : Woodfree paper 70 gsm  
Color : Black  
Date : July 12, 2011 (Wah)